

FY 2024
General Fund Analysis and
Treasurer's Monthly Reports
June 17, 2024



For the Month Ending
June 30, 2024

Prepared by:
Karen Ervin
Treasurer/CFO

SECTION I

Five Year Forecast (May 31, 2024)

General Fund Variance Analysis: Cash, Revenue, & Expenditure



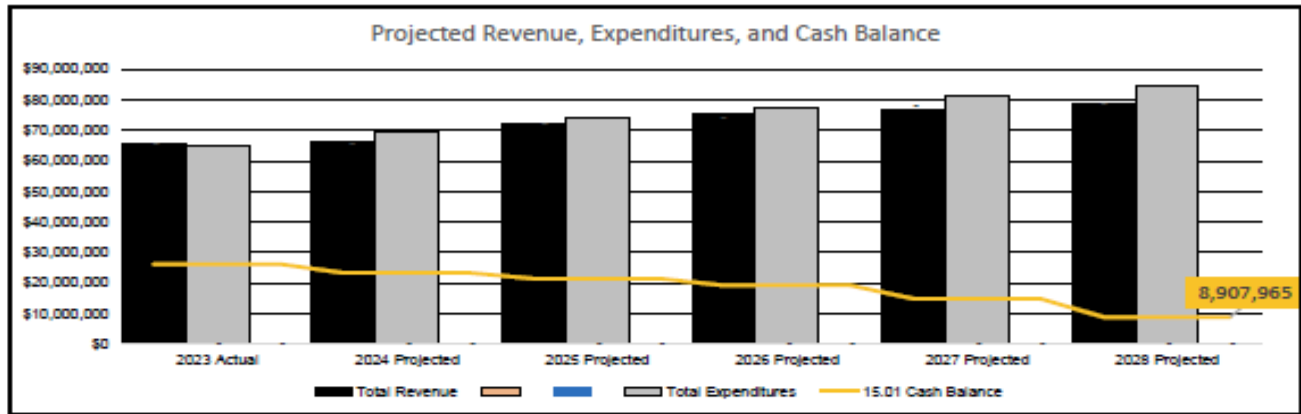
Five-Year Forecast (FY 2024 - FY 2028)

LEBANON CITY SCHOOL DISTRICT – WARREN COUNTY

May, 2024

Forecast Summary

Lebanon City School District



Note: Cash balance (Line 7.020) plus any existing levy modeled as renewed or new during the forecast.

Financial Forecast

	Fiscal Year 2024	Fiscal Year 2025	Fiscal Year 2026	Fiscal Year 2027	Fiscal Year 2028
Beginning Balance (Line 7.010) Plus Renewal/New Levies Modeled	26,220,438	23,372,518	21,474,987	19,296,648	14,936,379
+ Revenue	66,441,977	72,058,943	75,584,335	76,912,519	78,487,872
+ Proposed Renew/Replacement Levies	-	-	-	-	-
+ Proposed New Levies	-	-	-	-	-
- Expenditures	(69,289,898)	(73,956,474)	(77,762,673)	(81,272,788)	(84,516,287)
= Revenue Surplus or Deficit	(2,847,921)	(1,897,531)	(2,178,338)	(4,360,269)	(6,028,415)
Line 7.020 Ending Balance with renewals/new levies	23,372,518	21,474,987	19,296,648	14,936,379	8,907,965

Analysis Without Renewal Levies Included:

Revenue Surplus or Deficit w/o Levies	(2,847,921)	(1,897,531)	(2,178,338)	(4,360,269)	(6,028,415)
Ending Balance w/o Levies	23,372,518	21,474,987	19,296,648	14,936,379	8,907,965

In FY 2024 a revenue shortfall is expected. This means that expenditures are expected to be greater than revenue by \$2,847,921 in FY 2024. By the last year of the forecast, FY 2028, the district is expected to have a revenue shortfall where expenditures are projected to be greater than revenue by \$6,028,415. The district would need to cut its FY 2028 projected expenses by 7.13% in order to balance its budget without additional revenue.

The district's cash balance is positive at year-end in FY 2024 and is projected to worsen by FY 2028. A worsening cash balance can erode the district's financial stability over time.

Ohio adopted the Fair School Funding Plan (FSFP) in FY 2022. The plan was continued with increasing phase-in of the formula results. In FY 2024 the per pupil base cost calculations were updated from FY 2018 cost data to FY 2022. For Lebanon City School District the calculated Base Cost total is \$40,509,356 in FY 2024. The state's share of the calculated Base Cost total is \$10,626,819 or \$2,171 per pupil.

COMPARISON OF CASH BALANCES

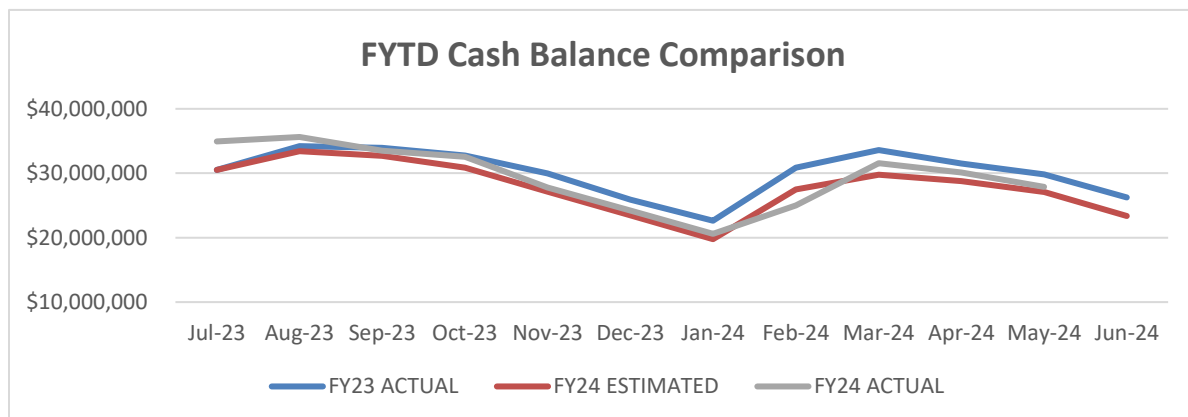
May 31, 2024

Actual Cash Balance		\$27,894,757
Estimated Cash Balance		\$27,071,819
Variance From Estimate	OVER	\$822,938
Percent Variance From Estimate	OVER	3.04%
Previous Year Cash Balance		\$29,817,707

Current Encumbrances		\$2,484,738
Current Unencumbered Cash Balance		\$25,410,019
Current Days of Operating Cash (based on Unencumbered Cash Balance)		133.85
Estimated Fiscal Year End Days of Operating Cash		123.12
Minimum General Fund Cash Balance Threshold per Fiscal Policy		36.50
Future Goal for General Fund Cash Balance per Fiscal Policy		120.00

DESCRIPTION: General Fund cash balance as projected on 5-year financial forecast. Actual cash balance to determine number of days of operating cash.

COMMENTS: Cash balance is trending more than the forecast. This is primarily related to a higher-than-anticipated Tax Incremental Payment (TIF) from the City of Middletown.

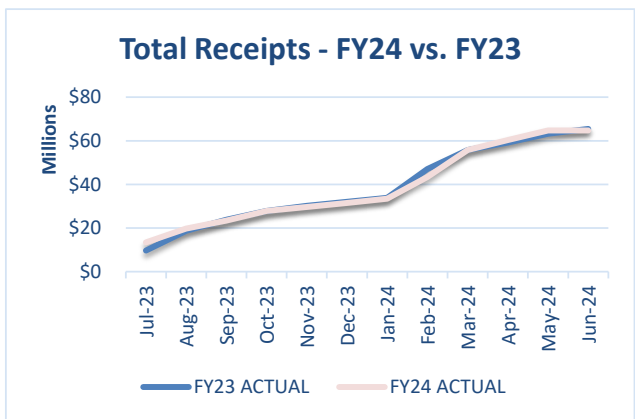
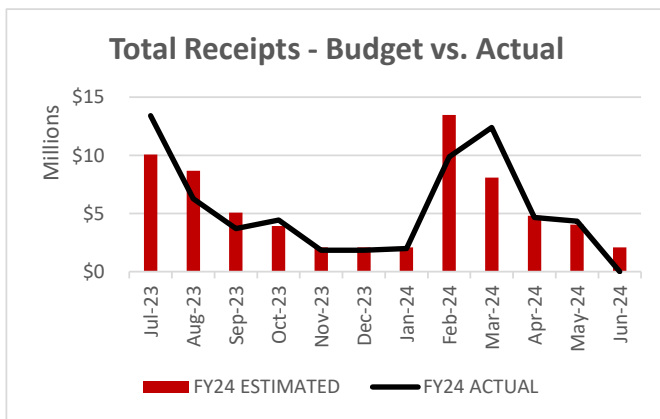


COMPARISON OF TOTAL RECEIPTS May 31, 2024

	Monthly	Fiscal Year 2024 Year-to-Date
Actual Receipts	\$4,325,975	\$64,714,405
Estimated Receipts	\$4,047,621	\$64,367,119
Variance From Estimate	OVER	OVER
	\$278,354	\$347,286
Variance From Estimate	OVER	OVER
	6.88%	0.54%
Actual Prior Year	\$4,047,829	\$63,261,044
Total Fiscal Year 2024 Estimate		\$66,441,977
Percent Of Total Estimate Received		97.40%
Percent Of Budget Year Completed	11 month(s)	91.67%

DESCRIPTION: This category consists of all General Fund revenues contained within this report.

COMMENTS: Total receipts are trending in line with the forecast.

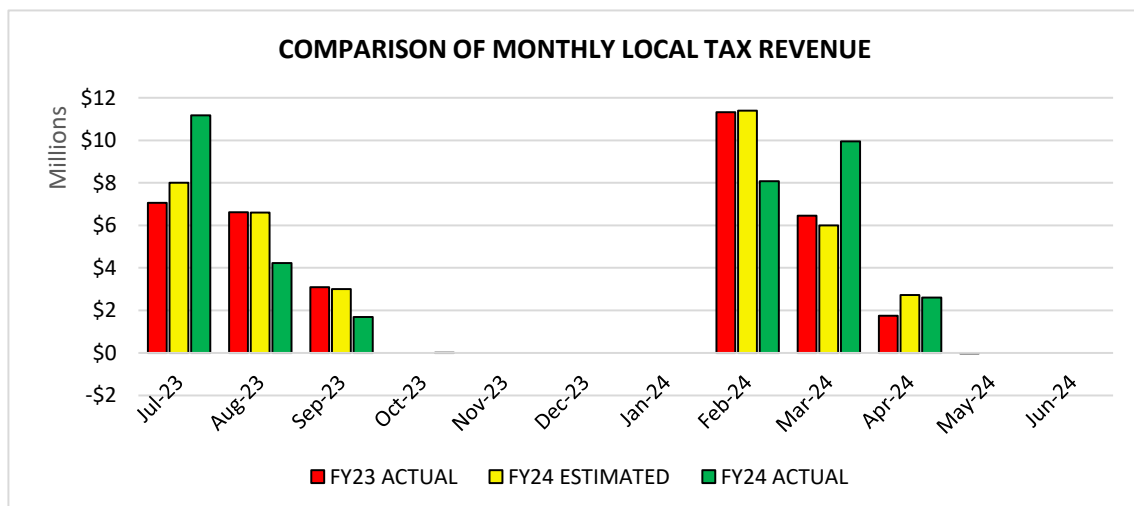


COMPARISON OF LOCAL TAXES May 31, 2024

	Monthly	Fiscal Year 2024 Year-to-Date		
Actual Tax Receipts	\$0	\$37,730,961		
Estimated Tax Receipts	\$0	\$37,730,960		
Variance From Estimate	OVER	\$0	OVER	\$1
Variance From Estimate	OVER	#DIV/0!	OVER	0.00%
Actual Prior Year	(\$2,879)	\$36,295,770		
Total Fiscal Year 2024 Estimate		\$37,730,960		
Percent Of Total Estimate Received		100.00%		
Percent Of Budget Year Completed	11 month(s)	91.67%		

DESCRIPTION: This category consists of real and personal property taxes. Real property taxes are received in September and April with advances being available the two months prior to settlement. Personal Property taxes are received in October and June.

COMMENTS: Total receipts are trending in line with the forecast.

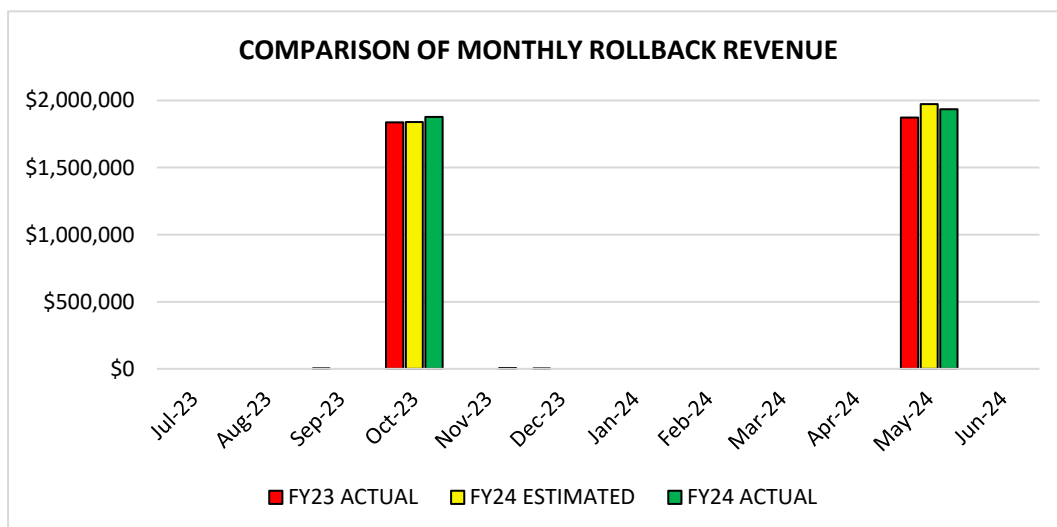


COMPARISON OF STATE ROLLBACK May 31, 2024

	<u>Monthly</u>		<u>Fiscal Year 2024 Year-to-Date</u>	
Actual State Receipts		\$1,934,664		\$3,817,381
Estimated State Receipts		\$1,972,767		\$3,812,767
Variance From Estimate	UNDER	(\$38,103)	OVER	\$4,614
Variance From Estimate	UNDER	-1.93%	OVER	0.12%
Actual Prior Year		\$1,873,737		\$3,717,061
Total Fiscal Year 2024 Estimate				\$3,812,767
Percent Of Total Estimate Received				100.12%
Percent Of Budget Year Completed		11 month(s)		91.67%

DESCRIPTION: This category consists of homestead/rollback and \$10,000 exemptions received once for the \$10,000 exemption. Rollback is paid by the State of Ohio around November and May.

COMMENTS: Total receipts are trending in line with the forecast.

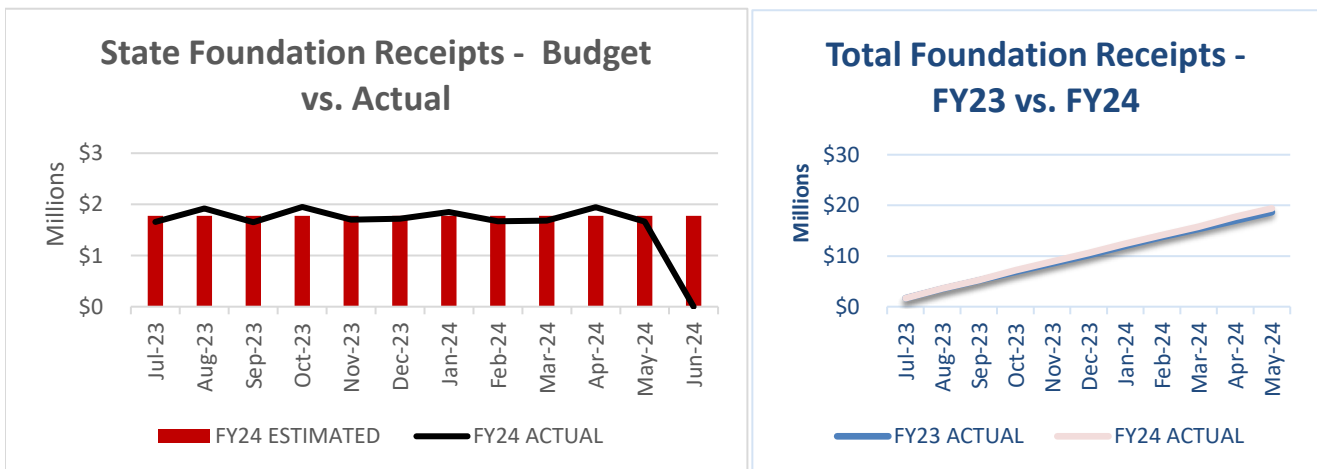


COMPARISON OF STATE FOUNDATION May 31, 2024

	<u>Monthly</u>	<u>Fiscal Year 2024 Year-to-Date</u>
Actual State Receipts	\$1,664,229	\$19,407,684
Estimated State Receipts	\$1,776,398	\$19,540,378
Variance From Estimate	UNDER (\$112,169)	UNDER (\$132,694)
Variance From Estimate	UNDER -6.31%	UNDER -0.68%
Actual Prior Year	\$1,653,658	\$18,664,536
Total Fiscal Year 2024 Estimate		\$21,316,780
Percent Of Total Estimate Received		91.04%
Percent Of Budget Year Completed	11 month(s)	91.67%

DESCRIPTION: This category consists of unrestricted and restricted state aid.

COMMENTS: Total receipts are trending in line with the forecast.



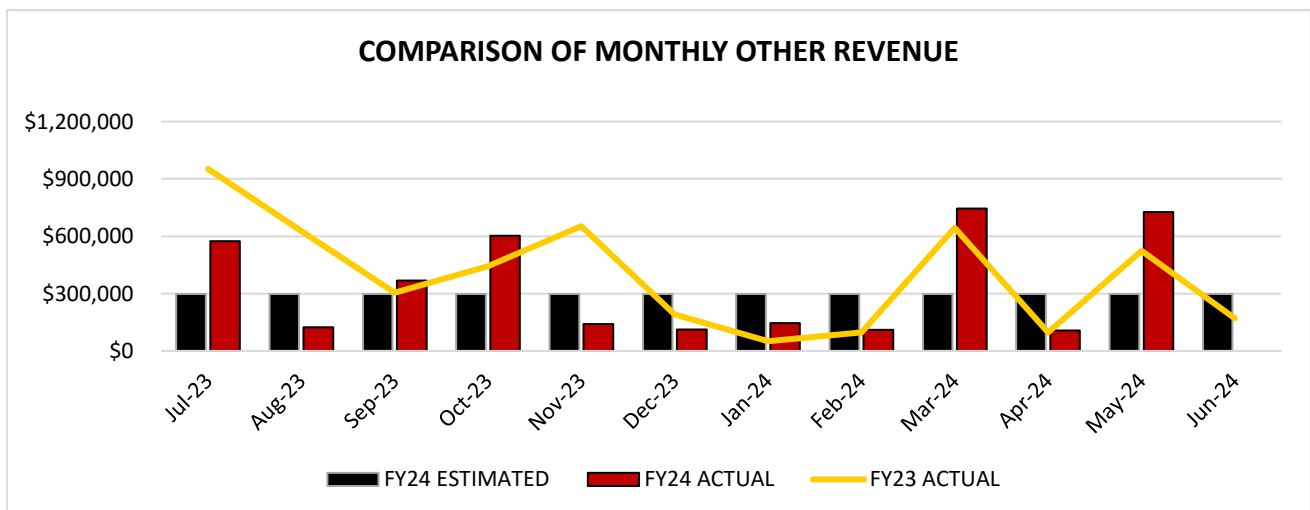
COMPARISON OF OTHER REVENUES

May 31, 2024

		<u>Monthly</u>		<u>Fiscal Year 2024 Year-to-Date</u>
Actual Other Receipts		\$727,082		\$3,758,380
Estimated Other Receipts		\$298,456		\$3,283,014
Variance From Estimate	OVER	\$428,626	OVER	\$475,366
Variance From Estimate	OVER	143.61%	OVER	14.48%
Actual Prior Year		\$523,312		\$4,583,677
Total Fiscal Year 2024 Estimate				\$3,581,470
Percent Of Total Estimate Received				104.94%
Percent Of Budget Year Completed		11 month(s)		91.67%

DESCRIPTION: This category consists of advances-in, transfers-in, notes received, other state sources, tuition, rent, sale of assets, and other miscellaneous revenues.

COMMENTS: Total receipts are trending higher than the forecast. This is primarily related to a larger than anticipated Tax Increment Finance payment from the City of Middletown.

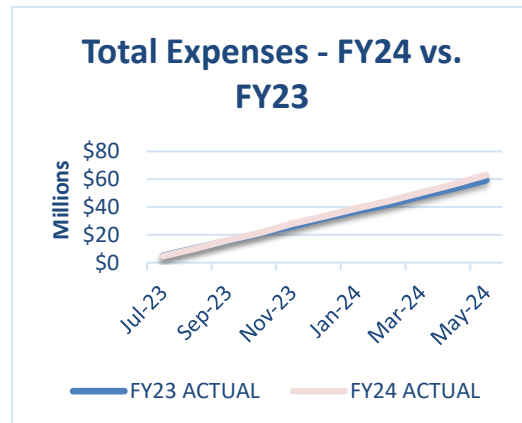
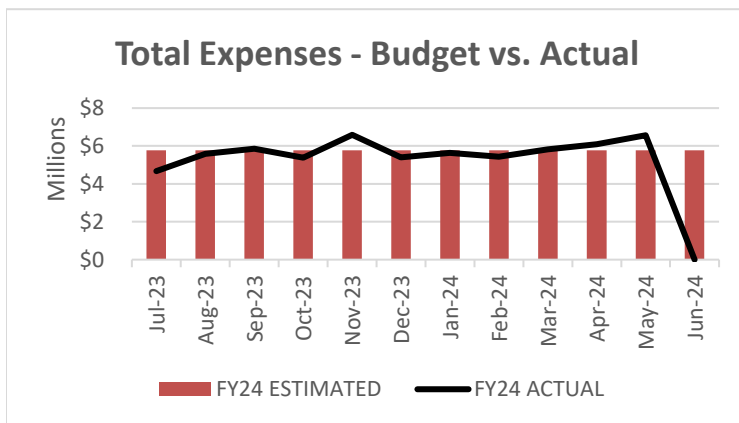


COMPARISON OF TOTAL EXPENDITURES May 31, 2024

	<u>Monthly</u>	<u>Fiscal Year 2024 Year-to-Date</u>		
Actual Expenditures	\$6,564,810	\$63,040,086		
Estimated Expenditures	\$5,774,158	\$63,515,738		
Variance From Estimate	OVER	\$790,652	UNDER	(\$475,652)
Variance From Estimate	OVER	13.69%	UNDER	-0.75%
Actual Prior Year	\$5,749,625	\$59,275,083		
Total Fiscal Year 2024 Estimate		\$69,289,899		
Percent Of Total Estimate Spent		90.98%		
Percent Of Budget Year Completed	11 month(s)	91.67%		

DESCRIPTION: This category consists of all expenditures contained within this report.

COMMENTS: FYTD expenditures are trending in line with the forecast.



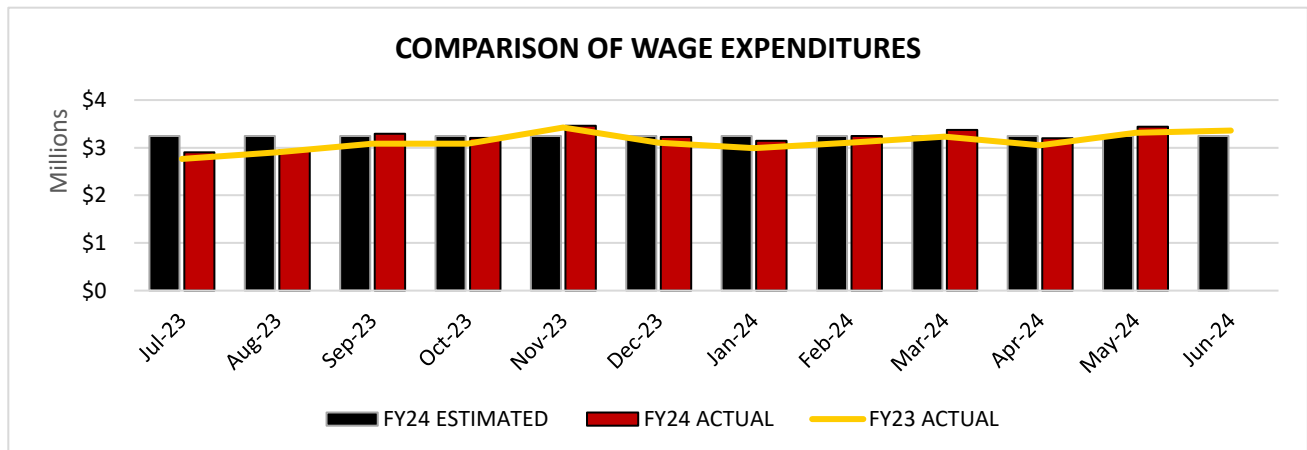
COMPARISON OF WAGE EXPENDITURES

May 31, 2024

		<u>Monthly</u>		<u>Fiscal Year 2024 Year-to-Date</u>
Actual Wage Expenditures		\$3,438,211		\$35,437,192
Estimated Wage Expenditures		\$3,244,267		\$35,686,937
Variance From Estimate	OVER	\$193,944	UNDER	(\$249,745)
Variance From Estimate	OVER	5.98%	UNDER	-0.70%
Actual Prior Year		\$3,316,282		\$34,048,285
Total Fiscal Year 2024 Estimate				\$38,931,207
Percent Of Total Estimate Spent				91.03%
Percent Of Budget Year Completed		11 month(s)		91.67%
Percent of Wage Expenditures to Revenues				54.76%
Percent of Wage Expenditures to Total Expenditures				56.21%
Total Percent of Wages & Fringes to Expenditures				79.06%

DESCRIPTION: This category consists of regular wages, substitute wages, and supplementals, etc.

COMMENTS: FYTD expenditures are trending in line with the forecast.



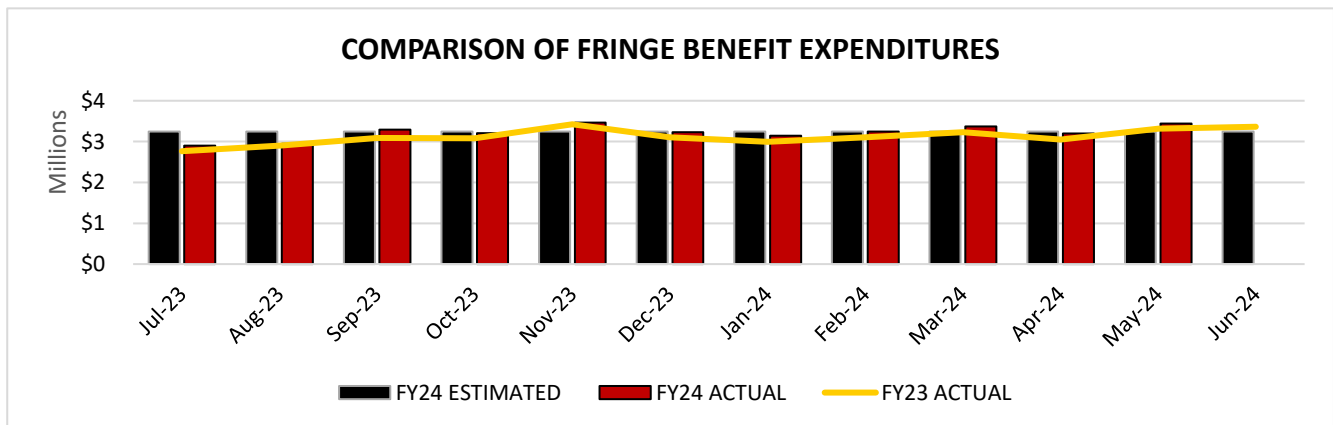
COMPARISON OF FRINGE BENEFIT EXPENDITURES

May 31, 2024

		<u>Monthly</u>		<u>Fiscal Year 2024 Year-to-Date</u>
Actual Fringe Benefit Expenditures		\$1,292,076		\$14,403,547
Estimated Fringe Benefit Expenditures		\$1,323,116		\$14,554,276
Variance From Estimate	UNDER	(\$31,040)	UNDER	(\$150,729)
Variance From Estimate	UNDER	-2.35%	UNDER	-1.04%
Actual Prior Year		\$1,186,641		\$14,010,377
Total Fiscal Year 2024 Estimate				\$15,877,390
Percent Of Total Estimate Spent				90.72%
Percent Of Budget Year Completed		11 month(s)		91.67%
Percent of Fringe Benefits to Revenues				22.26%
Total Percent of Wages & Fringes to Revenues				77.02%
Percent of Fringe Benefits to Total Expenditures				22.85%
Total Percent of Wages & Fringes to Expenditures				79.06%

DESCRIPTION: This category consists of employee insurance programs, retirement, Medicare, etc.

COMMENTS: FYTD expenditures are trending in line with the forecast.



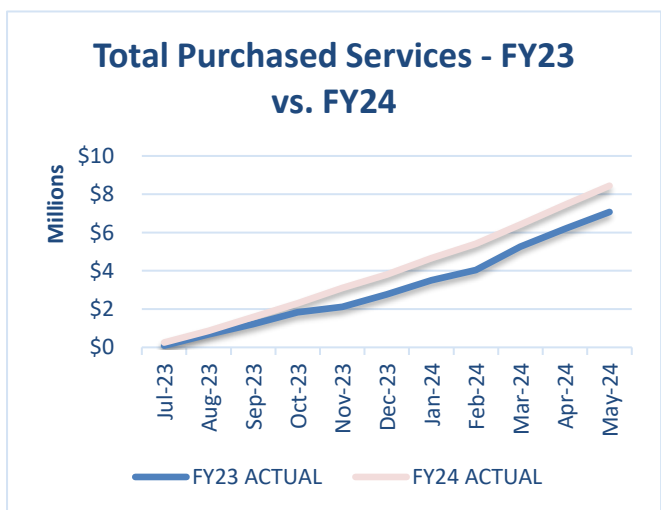
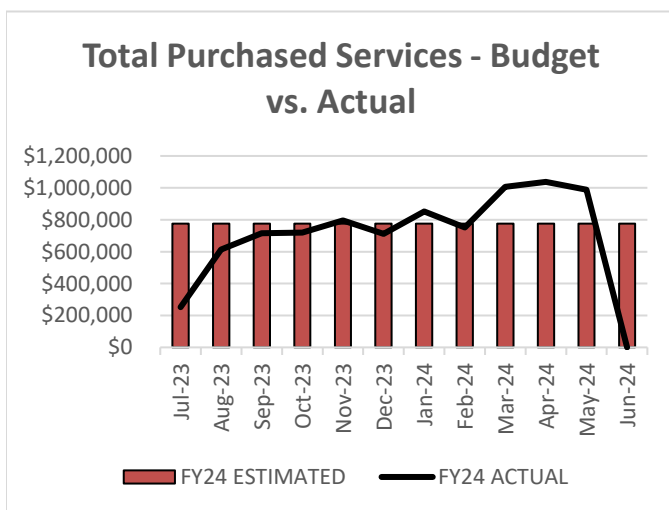
COMPARISON OF PURCHASED SERVICE EXPENDITURES

May 31, 2024

	<u>Monthly</u>	<u>Fiscal Year 2024 Year-to-Date</u>		
Actual Service Expenditures	\$988,718	\$8,443,503		
Estimated Service Expenditures	\$775,215	\$8,527,365		
Variance From Estimate	OVER	\$213,503	UNDER	(\$83,862)
Variance From Estimate	OVER	27.54%	UNDER	-0.98%
Actual Prior Year	\$877,530	\$7,073,228		
Total Fiscal Year 2024 Estimate		\$9,302,582		
Percent Of Total Estimate Spent		90.77%		
Percent Of Budget Year Completed	11 month(s)	91.67%		

DESCRIPTION: This category consists of contract services, utilities, lease purchase costs, repairs, etc.

COMMENTS: FYTD expenditures are trending in line with the forecast.



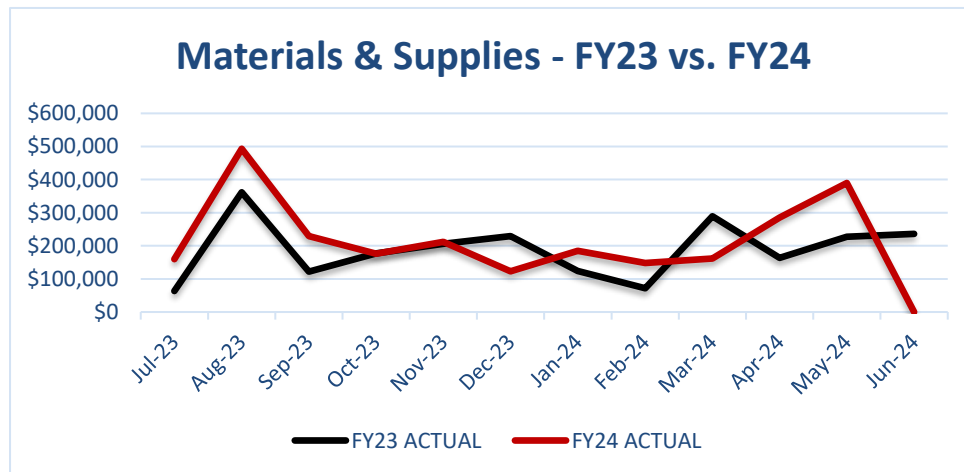
COMPARISON OF SUPPLIES & MATERIAL EXPENDITURES

May 31, 2024

		<u>Monthly</u>		<u>Fiscal Year 2024 Year-to-Date</u>
Actual Material Expenditures		\$390,086		\$2,563,023
Estimated Material Expenditures		\$232,779		\$2,560,569
Variance From Estimate	OVER	\$157,307	OVER	\$2,454
Variance From Estimate	OVER	67.58%	OVER	0.10%
Actual Prior Year		\$227,763		\$2,034,344
Total Fiscal Year 2024 Estimate				\$2,793,344
Percent Of Total Estimate Spent				91.75%
Percent Of Budget Year Completed		11 month(s)		91.67%

DESCRIPTION: This category consists of office supplies and instructional supplies.

COMMENTS: FYTD expenditures are trending in line with the forecast.



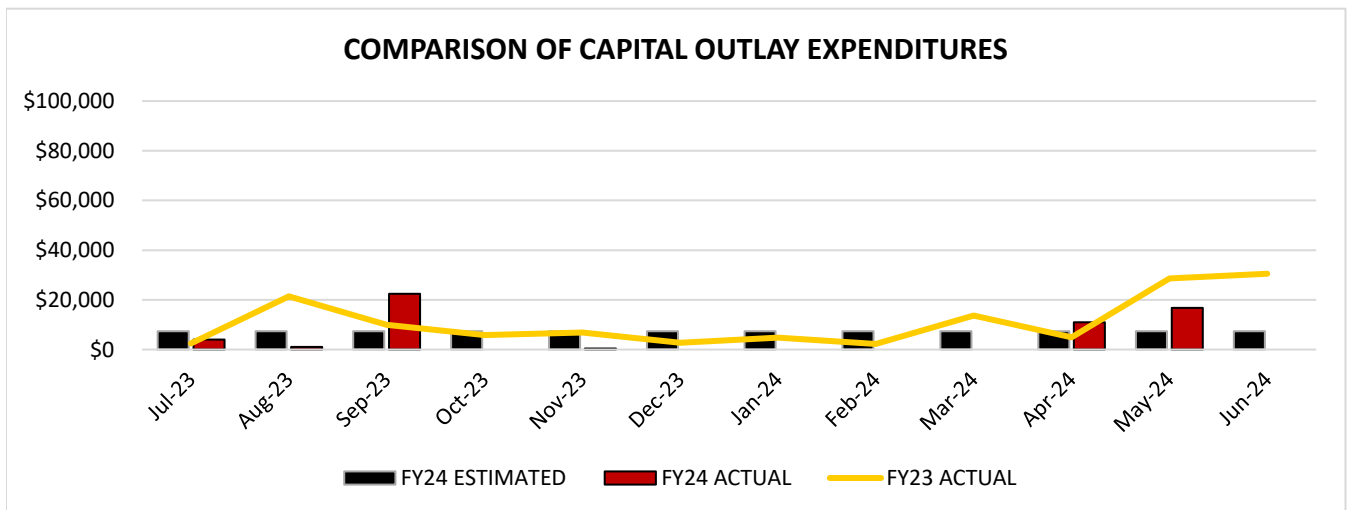
COMPARISON OF EQUIPMENT & CAPITAL EXPENDITURES

May 31, 2024

		<u>Monthly</u>		<u>Fiscal Year 2024 Year-to-Date</u>
Actual Equipment Expenditures		\$16,789		\$55,699
Estimated Equipment Expenditures		\$7,333		\$80,663
Variance From Estimate	OVER	\$9,456	UNDER	(\$24,964)
Variance From Estimate	OVER	128.95%	UNDER	-30.95%
Actual Prior Year		\$28,549		\$103,275
Total Fiscal Year 2024 Estimate				\$88,000
Percent Of Total Estimate Spent				63.29%
Percent Of Budget Year Completed		11 month(s)		91.67%

DESCRIPTION: This category consists of new and replacement equipment, and capital outlay.

COMMENTS: FYTD expenditures are trending less than the forecast. Capital expenditures are dependent upon need, so costs tend to be inconsistent throughout the year.



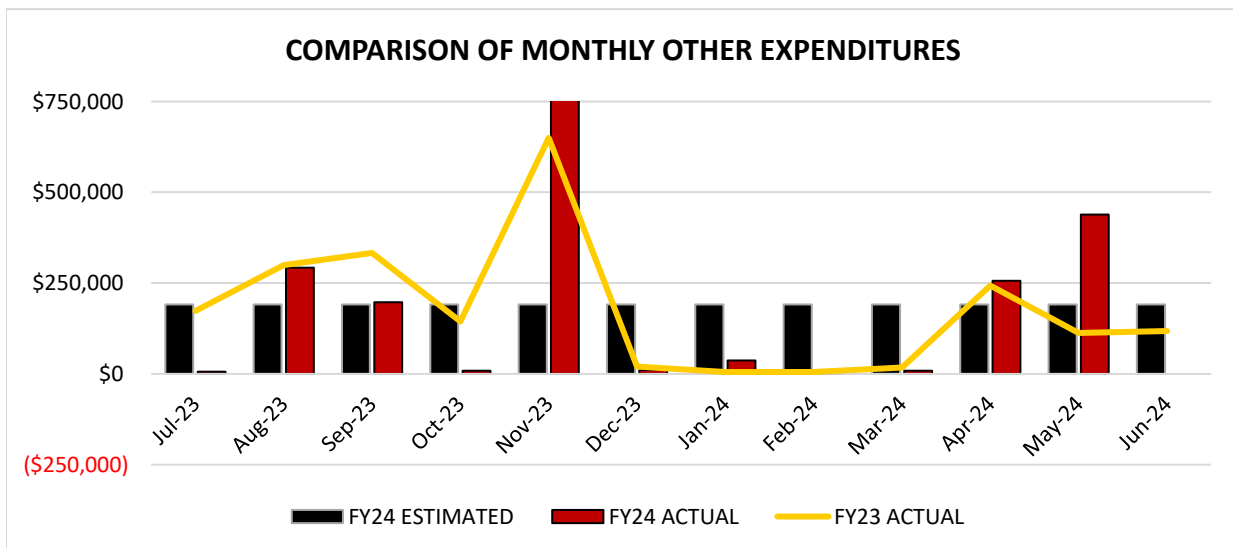
COMPARISON OF ALL OTHER EXPENDITURES

May 31, 2024

	<u>Monthly</u>	<u>Fiscal Year 2024 Year-to-Date</u>
Actual Other Expenditures	\$438,931	\$2,137,121
Estimated Other Expenditures	\$191,448	\$2,105,928
Variance From Estimate	OVER	OVER
	\$247,483	\$31,193
Variance From Estimate	OVER	OVER
	129.27%	1.48%
Actual Prior Year	\$112,861	\$2,005,574
Total Fiscal Year 2024 Estimate		\$2,297,376
Percent Of Total Estimate Spent		93.02%
Percent Of Budget Year Completed	11 month(s)	91.67%

DESCRIPTION: This category consists of advances, transfers, contingencies, auditor/treasurer fees, county board deductions, etc.

COMMENTS: FYTD expenditures are trending in line with the forecast.



SECTION II

Fiscal Policy



LEBANON CITY SCHOOL DISTRICT



Fiscal Policy

1. Structurally Balanced Budget

The annual Operating Budget will be structurally balanced throughout the budget process. Recurring revenues will equal or exceed recurring expenditures in both the proposed and adopted Operating Budgets. If a structural imbalance occurs, a plan will be developed by the Superintendent and Treasurer to bring the budget back into structural balance.

2. Report on How the Budget Is Balanced

The District Superintendent and Treasurer shall report to the Board on how the budget is balanced with a concise narrative, and if the budget is not in balance, the Superintendent and Treasurer will clearly delineate why and present a plan of options for corrective action within 90 days of the initial report.

3. General Fund Balance

The District shall maintain a General Fund Balance as follows:

- An unencumbered operating reserve equivalent to 10% (36.5 days of operating cash) or more of the General Fund's annual expenditure budget at fiscal year-end.
- The District will also only expend up to 100% of the District's annual available resources minus the prior year's reserve without board approval until an unencumbered operating reserve of 20% is met.

4. Use of One-Time Resources

Once the General Fund budget is brought into structural balance, one-time resources such as proceeds from asset sales, debt refinancing, one-time grants, revenue windfalls, budget savings, and similar non-recurring revenues shall not be used for current or new operating expenses. Appropriate uses of one-time resources include establishing and rebuilding emergency and operating reserves, early retirement of debt, capital expenditures and other non-recurring expenditures.

5. Accounting and Financial Reporting

The District will conform to generally accepted accounting principles as promulgated by Government Account Standards Board (GASB) and the Government Finance Officers Association (GFOA). Reporting will include the following:

- Interim Financial Reports: The Treasurer will prepare monthly financial reports for the Board of Education that analyze and evaluate the District's financial performance based upon the District's spending plan which is a month by month breakdown of anticipated revenues and expenditures for the entire fiscal year.
- Red Flag Exceptions: The Treasurer shall advise the Board of Education of significant negative or positive financial information as soon as he or she becomes aware of it and assesses the impact of the financial information on the District's financial situation.

6. Grants

District Staff will identify, apply for and effectively administer federal, state, local and other grants, which address the District's priorities and policy objectives and provide a positive cost benefit to the District, as determined by the Superintendent or his/her designee.

7. Financial Planning

The District shall develop a long-range financial plan that forecasts General Fund expenditures and revenues, which will include three years of history and five years of projections. The long-range financial plan will be updated and filed with the State of Ohio before every May 31st and October 31st. As part of the budget process, the Treasurer will advise the Board of potential long-range positive and negative trends along with an executive summary of those trends. The long-range financial plan should include an analysis of such factors as:

- State Revenue and Expenditure Impacts
- Legislative Issues Passed and Pending
- Real Estate Development - Commercial and Residential
- Demographic Changes Effecting Student Population
- And Other Indicators Affecting Funding and Expenditures

8. General Obligation Debt Limits

In keeping with the policy of fiscal responsibility, the District will stay within the General Assemblies debt limitations of nine percent of its tax valuation, except where allowed by law.

9. Policy Annual Review

Each fiscal year, the District's Community Audit Advisory Committee (CAAC) will review/revise this policy and make recommendations to the Board of Education for adoption.

SECTION III

Cash Summary Report (all funds)
Disbursement Summary Report
Lebanon CSD Bank Reconciliation Report
Lebanon CSD Payroll Reconciliation Report
Lebanon CSD Investment Report
Lebanon CSD Interest Earnings Report



LEBANON CITY SCHOOL DISTRICT

Cash Summary Report

FUND-SCC	Description	Initial Cash	MTD Received	FYTD Received	MTD Expended	FYTD Expended	Fund Balance	Encumbrance	Unencumbered Balance
001-0000	General Fund	\$ 26,220,438.33	\$ 4,325,975.14	\$ 64,714,404.67	\$ 6,564,810.26	\$ 63,040,985.88	\$ 27,893,857.12	\$ 2,484,738.31	\$ 25,409,118.81
002-0000	Bond Retirement Fund	9,421,830.08	198,794.48	4,777,304.22	320,925.00	4,432,802.58	9,766,331.72	0.00	9,766,331.72
003-9008	Lebanon Athletic Facilities Improvements	2,594,312.96	204,299.98	789,502.72	130,701.84	1,373,438.09	2,010,377.59	1,824,113.74	186,263.85
003-9099	Capital Projects Fund	3,743,172.58	77,186.39	1,535,086.11	56,703.33	2,487,976.27	2,790,282.42	1,666,342.35	1,123,940.07
004-9000	Building Fund	45,248.18	95.38	736.85	0.00	0.00	45,985.03	0.00	45,985.03
004-9001	Energy Conservation Fund	9,994.32	0.00	0.00	0.00	0.00	9,994.32	0.00	9,994.32
004-9002	2013 Building Fund LFI	324,393.01	0.00	0.00	0.00	0.00	324,393.01	34,572.16	289,820.85
004-9003	Building Fund/LFI Interest	(5,197.71)	0.00	0.00	0.00	500.00	(5,697.71)	0.00	(5,697.71)
006-0000	Cafeteria Fund	881,710.19	264,562.33	1,819,674.38	116,428.60	1,797,446.78	903,937.79	49,672.04	854,265.75
007-9003	Lebanon CSD Administration Scholarship Fund	1,389.82	37.46	656.71	500.00	500.00	1,546.53	0.00	1,546.53
007-9006	Dennis Barr Jeffery Memorial Scholarship Fund	306.62	0.59	15.12	200.00	200.00	121.74	0.00	121.74
007-9007	Audrey Aileen Kite Scholarship Fund	135,608.39	664.21	7,115.93	5,000.00	5,000.00	137,724.32	0.00	137,724.32
007-9009	Jarod Bennett Memorial Fund	576.01	2.91	28.38	0.00	0.00	604.39	0.00	604.39
007-9013	Donald L. Palmer Scholarship Fund	8,446.54	40.34	417.11	500.00	500.00	8,363.65	0.00	8,363.65
007-9017	Diversity and Achievement Scholarship	527.17	2.63	18.57	0.00	0.00	545.74	0.00	545.74
007-9019	Gloria Taylor Memorial Scholarship	12,346.28	57.65	607.85	1,000.00	1,000.00	11,954.13	0.00	11,954.13
007-9020	Misc. Scholarships	1,000.00	1,000.00	1,000.00	1,000.00	1,000.00	1,000.00	0.00	1,000.00
007-9100	Molly McCool Memorial Scholarship Fund	229.52	1.16	11.43	0.00	0.00	240.95	0.00	240.95
007-9101	Rosalee Satchell/Domino's Pizza Scholar. Fund	7,485.46	35.58	391.68	500.00	500.00	7,377.14	0.00	7,377.14
008-0000	Louisa Jurey Wright Scholarship Fund	15,278.74	91.70	823.57	400.00	400.00	15,702.31	0.00	15,702.31
008-9001	Michael Rourke Scholarship Fund	3,494.97	0.00	147.37	0.00	0.00	3,642.34	0.00	3,642.34
008-9002	Friends of Academics Scholarship Fund	100,900.71	1,239.97	5,965.57	3,500.00	3,500.00	103,366.28	0.00	103,366.28
008-9004	Ron LeFeber Memorial Scholarship Fund	6,663.65	29.67	596.32	1,000.00	1,000.00	6,259.97	0.00	6,259.97
009-9004	LJHS USS Fund	5,313.08	2,214.85	50,994.15	933.64	27,731.39	28,575.84	481.96	28,093.88
009-9005	LHS USS Fund	208,691.20	50,212.09	309,526.14	49,759.91	283,080.27	235,137.07	26,647.38	208,489.69
009-9006	Bowman USS Fund	130.64	696.00	46,369.50	1,278.84	41,360.19	5,139.95	600.00	4,539.95
009-9007	Berry USS Fund	2,225.37	1,209.60	30,760.60	1,534.21	30,275.95	2,710.02	1,062.86	1,647.16
009-9008	Donovan USS Fund	12,058.28	447.00	30,397.75	74.57	22,370.78	20,085.25	687.80	19,397.45
009-9009	Art USS Fund	0.00	2,257.44	25,817.87	7,890.44	27,808.72	(1,990.85)	186.01	(2,176.86)
009-9010	Math Grades 6-8 USS	0.00	76,403.95	95,263.45	0.00	94,922.40	341.05	0.00	341.05
009-9011	Virtual Learning Supplies	7,393.10	150.00	150.00	0.00	0.00	7,543.10	0.00	7,543.10

LEBANON CITY SCHOOL DISTRICT

Cash Summary Report

FUND-SCC	Description	Initial Cash	MTD Received	FYTD Received	MTD Expended	FYTD Expended	Fund Balance	Encumbrance	Unencumbered Balance
010-9000	Classroom Facilities Project State Share	\$ (421,796.98)	\$ 0.00	\$ (707.65)	\$ 29,345.67	\$ 55,593.53	\$ (478,098.16)	\$ 321,221.84	\$ (799,320.00)
010-9001	Classroom Facilities Project Local Share	(57,509.28)	0.00	0.00	16,107.94	30,604.98	(88,114.26)	178,161.43	(266,275.69)
010-9900	Classroom Facilities State Share/Interest	332,522.22	0.00	707.65	0.00	0.00	333,229.87	0.00	333,229.87
010-9901	Classroom Facilities Local Share/Interest	984,212.46	58,565.88	757,168.86	0.00	0.00	1,741,381.32	0.00	1,741,381.32
018-9000	LJHS Neediest Kids of All	514.94	0.00	400.00	0.00	399.48	515.46	0.00	515.46
018-9001	Bowman Neediest Kids of All	7.93	0.00	1,500.00	0.00	1,472.65	35.28	35.28	0.00
018-9002	LJHS Morning Market	6,473.03	57.00	836.10	16.89	701.93	6,607.20	0.00	6,607.20
018-9003	Donovan Neediest Kids of All	831.68	0.00	2,000.00	0.00	2,001.70	829.98	0.00	829.98
018-9005	Berry Neediest Kids of All	15.27	0.00	1,000.00	0.00	833.30	181.97	12.61	169.36
018-9007	LJHS Teachers' Lounge	1,261.67	0.00	145.20	0.00	0.00	1,406.87	0.00	1,406.87
018-9009	LHS Media Center Fund	0.00	341.90	926.40	0.00	0.00	926.40	0.00	926.40
018-9010	Transportation Dept's Lounge	279.39	0.00	153.42	0.00	0.00	432.81	0.00	432.81
018-9011	Donovan Media Center	9,264.25	140.53	6,760.91	1,156.59	7,498.33	8,526.83	0.00	8,526.83
018-9013	Bowman Media Center	8,544.27	55.00	9,215.15	0.00	5,941.34	11,818.08	0.00	11,818.08
018-9015	LJHS Building Fund	18,411.85	0.00	11,757.31	513.00	17,150.04	13,019.12	480.00	12,539.12
018-9016	Camp Joy (Berry)	11,488.75	0.00	0.00	0.00	0.00	11,488.75	0.00	11,488.75
018-9019	Donovan Building Fund	5,988.71	710.01	14,948.89	583.53	30,819.75	(9,882.15)	2,440.14	(12,322.29)
018-9021	Bowman Building Fund - Student	26,641.73	6,454.43	29,166.30	2,273.62	25,864.96	29,943.07	679.37	29,263.70
018-9023	Berry Building Fund	9,258.99	593.03	8,438.29	1,278.75	12,299.09	5,398.19	4,089.28	1,308.91
018-9024	LHS Building Fund	9,268.81	1,408.00	12,440.43	614.31	9,726.03	11,983.21	3,948.50	8,034.71
018-9025	LHS Bridges	293.19	0.00	2,950.00	0.00	1,159.08	2,084.11	0.00	2,084.11
018-9027	LJHS Media Center	2,011.76	93.99	219.98	77.68	1,987.19	244.55	24.24	220.31
018-9028	Berry Media Center	2,575.23	68.14	7,431.92	0.00	5,826.81	4,180.34	4,262.89	(82.55)
018-9029	Ticket Sales Fund	6.48	570.00	17,528.70	4,408.70	16,958.70	576.48	570.00	6.48
018-9031	LJHS - Washington DC Trip	0.00	0.00	7,051.47	0.00	4,221.20	2,830.27	0.00	2,830.27
018-9032	LJHS - Red Ticket Program	2,000.00	0.00	378.24	326.01	1,486.87	891.37	1.15	890.22
018-9033	Bowman Book Program Fund	0.00	0.00	4,050.66	0.00	0.00	4,050.66	0.00	4,050.66
018-9034	Warrior Assistance Fund	0.00	0.00	750.00	0.00	0.00	750.00	0.00	750.00
018-9035	Technology Repair Fund	0.00	5,404.70	9,959.90	0.00	0.00	9,959.90	0.00	9,959.90
019-9002	Making Middle Schools Work Grant	315.00	0.00	0.00	0.00	0.00	315.00	0.00	315.00
019-9003	Greater Cincy Foundation Grant Learning Links	5.06	0.00	0.00	0.00	0.00	5.06	0.00	5.06
019-9005	Greater Cincy Foundation Grant Learning Links	12.18	0.00	0.00	0.00	0.00	12.18	0.00	12.18
019-9006	Warren County Board of	4,739.92	0.00	50,000.00	5,223.28	52,232.73	2,507.19	0.00	2,507.19

LEBANON CITY SCHOOL DISTRICT

Cash Summary Report

FUND-SCC	Description	Initial Cash	MTD Received	FYTD Received	MTD Expended	FYTD Expended	Fund Balance	Encumbrance	Unencumbered Balance
019-9008	Dev Disabilites Grant Donovan Economics Program Fund	\$ 107.24	\$ 0.00	\$ 0.00	\$ 0.00	\$ 0.00	\$ 107.24	\$ 0.00	\$ 107.24
019-9013	Marth Holden Jennings Grant - McAndrews	4,811.25	0.00	0.00	0.00	0.00	4,811.25	0.00	4,811.25
019-9014	Morning Movers Grant	73.33	0.00	0.00	0.00	0.00	73.33	0.00	73.33
019-9016	FUSE Grant - Donovan	0.00	0.00	4,400.00	0.00	0.00	4,400.00	0.00	4,400.00
019-9019	Virginia Hamilton Grant	6.06	0.00	0.00	0.00	6.06	0.00	0.00	0.00
019-9020	LEARNING LINKS GRANT - SENSORY BREAKS LHS	12.21	0.00	0.00	0.00	0.00	12.21	0.00	12.21
019-9022	Hope Squad, Suicide Prevention Grant	283.39	0.00	0.00	0.00	0.00	283.39	0.00	283.39
019-9027	High Schools That Work Mini Grant - LJHS	625.03	0.00	0.00	0.00	0.00	625.03	0.00	625.03
019-9028	Learning Links Grant - Career Tech	1,296.00	0.00	0.00	0.00	0.00	1,296.00	0.00	1,296.00
019-9029	High Schools That Work Mini Grant - LHS	1,000.00	0.00	0.00	0.00	0.00	1,000.00	0.00	1,000.00
019-9030	Mental Health Board Grant - FY24	0.00	0.00	2,200.00	0.00	2,200.00	0.00	0.00	0.00
022-9000	Volleyball Tournament Fund	0.00	0.00	3,992.00	0.00	3,360.71	631.29	0.00	631.29
022-9001	Boys Soccer Tournament Fund	0.00	0.00	277.00	0.00	409.33	(132.33)	0.00	(132.33)
022-9004	Wrestling Tournament Fund	0.00	0.00	5,807.50	0.00	1,934.39	3,873.11	0.00	3,873.11
022-9006	Softball Tournament Fund	0.00	559.00	559.00	0.00	0.00	559.00	0.00	559.00
022-9007	Football Tournament Fund	0.00	0.00	4,160.00	0.00	1,771.32	2,388.68	0.00	2,388.68
022-9010	Boys Lacrosse Tournament Fund	0.00	517.00	517.00	0.00	0.00	517.00	0.00	517.00
034-0000	Classroom Facilities Maintenance .5 Mill	773,746.16	4,244.12	493,748.97	1,162.00	239,417.64	1,028,077.49	697,077.09	331,000.40
200-9000	Junior Council on World Affairs	1,339.06	0.00	0.00	0.00	0.00	1,339.06	0.00	1,339.06
200-9001	LHS Art & Portfolio Club	164.94	0.00	0.00	0.00	0.00	164.94	0.00	164.94
200-9003	LHS Drama Club	11,123.49	0.00	10,565.48	0.00	9,614.59	12,074.38	1,104.09	10,970.29
200-9004	LHS French Club	362.22	0.00	0.00	0.00	0.00	362.22	0.00	362.22
200-9005	LHS Spanish Club	748.08	0.00	0.00	0.00	0.00	748.08	0.00	748.08
200-9006	LHS FCCLA	4,432.33	0.00	2,050.00	0.00	375.00	6,107.33	0.00	6,107.33
200-9007	FBLA	2,473.40	0.00	10,376.00	0.00	9,210.00	3,639.40	0.00	3,639.40
200-9008	LHS National Honor Society	3,868.45	1,289.00	2,957.00	159.99	2,544.23	4,281.22	178.20	4,103.02
200-9011	LHS Recording Club	1,061.89	585.00	585.00	0.00	1,000.00	646.89	0.00	646.89
200-9012	AFJROTC	8,960.67	145.00	1,950.00	0.00	4,774.11	6,136.56	81.87	6,054.69
200-9013	LJHS Student Council	9,103.38	0.00	0.00	0.00	269.98	8,833.40	300.00	8,533.40
200-9016	LHS Student Council	24,098.31	(570.00)	81,848.87	5,164.00	66,066.41	39,880.77	570.98	39,309.79

LEBANON CITY SCHOOL DISTRICT

Cash Summary Report

FUND-SCC	Description	Initial Cash	MTD Received	FYTD Received	MTD Expended	FYTD Expended	Fund Balance	Encumbrance	Unencumbered Balance
200-9017	LJHS Warrior Pride Yearbook	\$ 14,824.20	\$ 445.00	\$ 445.00	\$ 0.00	\$ (128.51)	\$ 15,397.71	\$ 0.00	\$ 15,397.71
200-9025	Key Club	1,592.77	0.00	715.00	138.51	448.51	1,859.26	0.00	1,859.26
200-9027	LHS Outdoor Adventure Club	1,900.62	0.00	0.00	0.00	0.00	1,900.62	0.00	1,900.62
200-9029	LHS Yearbook	27,469.25	0.00	13,115.00	0.00	1,822.76	38,761.49	10,284.61	28,476.88
200-9030	LJHS Spear Club	1,635.87	0.00	0.00	0.00	149.10	1,486.77	0.00	1,486.77
200-9032	LHS Ecology Club	393.22	0.00	0.00	0.00	0.00	393.22	0.00	393.22
200-9033	LHS Science Olympiad Fund	(203.46)	0.00	158.92	0.00	0.00	(44.54)	0.00	(44.54)
200-9035	LJHS Drama Club	31,852.62	0.00	5,342.77	0.00	5,814.77	31,380.62	98.11	31,282.51
200-9037	LJHS Renaissance Academic Success	1,090.53	0.00	3.00	292.00	1,416.37	(322.84)	0.00	(322.84)
200-9038	LHS Intramurals	210.27	0.00	0.00	0.00	0.00	210.27	0.00	210.27
200-9040	Daylight Prom	1,516.77	80.00	1,080.00	0.00	0.00	2,596.77	0.00	2,596.77
200-9045	LJHS Science Club	536.85	0.00	0.00	0.00	0.00	536.85	0.00	536.85
200-9046	LHS Gender Sexuality Alliance (GSA)	887.10	0.00	0.00	0.00	0.00	887.10	0.00	887.10
200-9047	LJHS Builders' Club	22.50	0.00	0.00	0.00	0.00	22.50	0.00	22.50
200-9048	LHS Class of 2022	8,531.94	0.00	0.00	0.00	8,531.94	0.00	0.00	0.00
200-9050	LJHS Pop Culture Club	247.86	0.00	0.00	0.00	0.00	247.86	0.00	247.86
200-9051	LHS Beverage Cart	752.04	0.00	0.00	0.00	338.00	414.04	0.00	414.04
200-9052	LHS Class of 2023	1,216.81	0.00	0.00	1,216.81	1,216.81	0.00	0.00	0.00
200-9054	LHS Hope Squad	1,392.10	0.00	500.00	0.00	789.90	1,102.20	76.67	1,025.53
200-9055	LJHS WarZone	912.69	0.00	706.00	0.00	1,050.39	568.30	0.00	568.30
200-9056	LHS Class of 2024	3,358.54	1,216.81	1,788.81	300.00	1,475.53	3,671.82	2,310.22	1,361.60
200-9057	LHS Class of 2025	2,424.14	271.96	3,202.96	0.00	356.51	5,270.59	0.00	5,270.59
200-9058	Berry Student Council	1,602.40	0.00	0.00	0.00	1,180.00	422.40	290.00	132.40
200-9059	LHS Class of 2026	649.20	0.00	1,128.62	0.00	314.16	1,463.66	0.00	1,463.66
200-9060	LHS Maroon Makers	60.00	0.00	0.00	0.00	0.00	60.00	0.00	60.00
200-9061	LHS Class of 2027	0.00	0.00	1,830.00	0.00	956.25	873.75	0.00	873.75
300-9401	Varsity Winter Guard	0.00	15.00	12,540.00	0.00	8,513.20	4,026.80	641.60	3,385.20
300-9402	Junior Varsity Winter Guard	0.00	0.00	6,450.00	0.00	3,709.43	2,740.57	268.34	2,472.23
300-9403	Intermediate Winter Guard	0.00	19.00	19.00	0.00	250.58	(231.58)	0.00	(231.58)
300-9404	LHS Drumline	127.07	527.75	17,262.75	200.00	12,289.48	5,100.34	170.00	4,930.34
300-9406	Orchestra	0.00	0.00	9,678.50	0.00	4,350.82	5,327.68	183.74	5,143.94
300-9500	LHS Athletic Department	102,060.31	4,202.04	296,355.89	16,752.91	373,531.09	24,885.11	23,603.70	1,281.41
300-9505	LHS Captain's Council	670.03	0.00	0.00	0.00	250.87	419.16	250.00	169.16
300-9506	Boys Club Volleyball	5,735.27	805.00	5,615.00	293.00	4,592.60	6,757.67	1,456.00	5,301.67
300-9513	Indoor Track & Field	791.00	0.00	2,090.00	0.00	1,150.00	1,731.00	0.00	1,731.00
300-9514	LJHS Athletic Department	0.00	0.00	34,563.96	80.29	22,039.21	12,524.75	877.99	11,646.76
300-9515	LJHS Athletic Concessions	855.08	0.00	0.00	0.00	0.00	855.08	0.00	855.08
300-9516	LHS Dance Team	1,458.10	0.00	439.66	0.00	1,055.75	842.01	360.00	482.01

LEBANON CITY SCHOOL DISTRICT

Cash Summary Report

FUND-SCC	Description	Initial Cash	MTD Received	FYTD Received	MTD Expended	FYTD Expended	Fund Balance	Encumbrance	Unencumbered Balance
300-9517	LHS Warrior Stack	\$ 0.00	\$ 8,395.67	\$ 8,395.67	\$ 0.00	\$ 0.00	\$ 8,395.67	\$ 0.00	\$ 8,395.67
300-9993	LHS Baseball Team - Historical Society	5,496.36	0.00	17,909.58	0.00	15,856.24	7,549.70	0.00	7,549.70
401-9022	St. Francis Auxiliary Services FY22	38,553.29	0.00	0.00	0.00	38,553.29	0.00	0.00	0.00
401-9023	St. Francis Auxiliary Services FY23	43,294.10	0.00	0.00	0.00	43,294.10	0.00	0.00	0.00
401-9024	St. Francis Auxiliary Services FY24	0.00	175.54	151,168.24	32,342.37	66,539.86	84,628.38	17,561.01	67,067.37
401-9122	Lebanon United Methodist Kindergarten FY22	11,410.81	0.00	0.00	0.00	11,410.81	0.00	0.00	0.00
401-9123	Lebanon United Methodist Kindergarten FY23	5,853.18	0.00	0.00	0.00	5,853.18	0.00	0.00	0.00
401-9124	Lebanon United Methodist Kindergarten FY24	0.00	18.92	10,344.89	444.47	1,225.02	9,119.87	265.49	8,854.38
401-9223	Lebanon Christian Auxiliary Services FY23	128,319.75	0.00	0.00	0.00	128,319.75	0.00	0.00	0.00
401-9224	Lebanon Christian Auxiliary Services FY24	0.00	284.17	430,336.87	14,858.54	293,334.01	137,002.86	13,841.40	123,161.46
451-9022	FY 22 Network Subsidy	4,500.00	0.00	0.00	4,500.00	4,500.00	0.00	0.00	0.00
451-9023	FY 23 Network Subsidy	9,000.00	0.00	0.00	9,000.00	9,000.00	0.00	0.00	0.00
451-9024	FY 24 Network Subsidy	0.00	0.00	9,987.65	282.41	282.41	9,705.24	0.00	9,705.24
461-9023	Making Middle Schools Work FY23	(4,000.00)	0.00	4,000.00	0.00	0.00	0.00	0.00	0.00
461-9118	Making Middle Grades Work - Berry	115.34	0.00	0.00	115.34	115.34	0.00	0.00	0.00
467-9020	Student Wellness and Success Fund	213,125.75	0.00	0.00	5,988.05	102,958.48	110,167.27	10,212.91	99,954.36
499-9020	School Safety Grant	15,799.25	0.00	0.00	0.00	2,788.00	13,011.25	0.00	13,011.25
499-9023	School Safety Grant FY 23	39,811.36	0.00	0.00	11,872.00	39,811.36	0.00	0.00	0.00
499-9124	Parent Mentor Grant FY 24	0.00	11,249.50	19,715.66	0.00	19,715.66	0.00	15.42	(15.42)
499-9324	Ohio EPA Grant FY24	0.00	0.00	10,000.00	0.00	0.00	10,000.00	10,000.00	0.00
499-9424	OH Attorney General School Law Enfor Technology Grant FY24	0.00	30,000.00	30,000.00	0.00	0.00	30,000.00	0.00	30,000.00
499-9524	OH Attorney General School Safety Grant FY24	0.00	22,744.69	22,744.69	0.00	0.00	22,744.69	0.00	22,744.69
507-9123	ESSER ARP Grant Funds (COVID) - FY23	(120,499.08)	0.00	734,814.58	0.00	614,315.50	0.00	100,000.00	(100,000.00)
507-9124	ESSER ARP Grant Funds (COVID) - FY24	0.00	1,190.38	452,695.06	0.00	452,695.06	0.00	0.00	0.00
507-9323	ARP Homeless Grant - FY 23	(3,473.49)	0.00	3,473.49	0.00	0.00	0.00	0.00	0.00
507-9324	ARP Homeless Grant - FY 24	0.00	1,056.36	9,754.63	3,981.55	13,736.18	(3,981.55)	0.00	(3,981.55)
516-9023	IDEA, PART B FY 23	(389,683.16)	0.00	599,523.45	0.00	209,840.29	0.00	0.00	0.00
516-9024	IDEA, PART B FY 24	0.00	115,955.10	928,886.88	146,537.20	1,075,424.08	(146,537.20)	23,432.09	(169,969.29)

LEBANON CITY SCHOOL DISTRICT

Cash Summary Report

FUND-SCC	Description	Initial Cash	MTD Received	FYTD Received	MTD Expended	FYTD Expended	Fund Balance	Encumbrance	Unencumbered Balance
516-9222	IDEA, Part B ESSER Funds	\$ (8,010.08)	\$ 0.00	\$ 8,010.08	\$ 0.00	\$ 0.00	\$ 0.00	\$ 0.00	\$ 0.00
516-9223	IDEA, Part B ESSER Funds	(58,564.56)	0.00	154,549.66	0.00	95,985.10	0.00	0.00	0.00
551-9023	Title III, LEP FY 23	(13,191.92)	0.00	13,191.92	0.00	0.00	0.00	0.00	0.00
551-9024	Title III, LEP FY 24	0.00	720.76	11,536.08	720.76	12,256.84	(720.76)	0.00	(720.76)
572-9023	TITLE I FY 23	(40,540.22)	0.00	114,131.29	0.00	73,591.07	0.00	0.00	0.00
572-9024	TITLE I FY 24	0.00	75,610.77	523,991.81	45,832.23	557,493.59	(33,501.78)	3,327.56	(36,829.34)
572-9123	Expanding Opportunities Grant FY23	(12,488.89)	0.00	12,488.89	0.00	0.00	0.00	0.00	0.00
584-9023	Title IV-A Student Support & Acad. Enrich.	0.00	0.00	7,282.85	0.00	7,282.85	0.00	0.00	0.00
584-9024	Title IV-A Student Support & Acad. Enrich.	0.00	0.00	17,550.00	2,699.06	19,949.06	(2,399.06)	1,147.82	(3,546.88)
584-9124	Title IV-A Stronger Connections Grant	0.00	300.00	3,900.00	0.00	3,900.00	0.00	0.00	0.00
587-9023	IDEA, Early Childhood Education FY 23	(29,772.17)	0.00	29,772.17	0.00	0.00	0.00	0.00	0.00
587-9024	IDEA, Early Childhood Education FY 24	0.00	3,577.10	23,251.15	3,577.10	26,828.25	(3,577.10)	0.00	(3,577.10)
587-9123	ARP IDEA Early Childhood - FY23	(3,043.76)	0.00	16,938.10	0.00	13,894.34	0.00	0.00	0.00
590-9023	TITLE II-A FY 23	0.00	0.00	18,957.45	0.00	18,957.45	0.00	0.00	0.00
590-9024	TITLE II-A FY 24	0.00	12,324.62	95,197.72	18,808.70	95,197.72	0.00	0.00	0.00
599-9023	School Safety Grant OFCC FY23	346,564.01	0.00	0.00	166,127.71	262,825.21	83,738.80	98,629.94	(14,891.14)
599-9024	Emergency Connectivity Fund Grant	(87,807.41)	13,782.41	87,807.41	0.00	0.00	0.00	0.00	0.00
Grand Total		\$ 45,880,645.04	\$ 5,593,908.78	\$ 80,824,294.73	\$ 7,820,013.61	\$ 79,097,228.38	\$ 47,607,711.39	\$ 7,623,648.19	\$ 39,984,063.20

Start Date: 05/01/2024

End Date: 05/31/2024

LEBANON CITY SCHOOL DISTRICT

Disbursement Summary Report

Reference Number	Check Number	Type	Date	Name	Vendor #	Status	Reconcile Date	Void Date	Amount
48347	189943	REFUND	5/9/2024	BEAVERCREEK CITY SCHOOL DIST.	20325	RECONCILED	5/31/2024		\$ 150.00
48371	189944	ACCOUNTS_PAYA BLE	5/9/2024	BLICK ART MATERIALS	20520	RECONCILED	5/31/2024		4,393.00
48425	189945	ACCOUNTS_PAYA BLE	5/9/2024	BUCKEYE POWER SALES CO. INC.	20934	RECONCILED	5/31/2024		2,152.49
48373	189946	ACCOUNTS_PAYA BLE	5/9/2024	CHAMBERLIN; PAULA	30470	RECONCILED	5/31/2024		18.72
48362	189947	ACCOUNTS_PAYA BLE	5/9/2024	DUKE ENERGY	30760	RECONCILED	5/31/2024		1,724.08
48355	189948	ACCOUNTS_PAYA BLE	5/9/2024	CINTAS	30810	RECONCILED	5/31/2024		128.59
48372	189949	ACCOUNTS_PAYA BLE	5/9/2024	THE CITY OF LEBANON	30840	RECONCILED	5/31/2024		57,851.61
48420	189950	ACCOUNTS_PAYA BLE	5/9/2024	CREECH'S	31579	RECONCILED	5/31/2024		4,175.00
48401	189951	ACCOUNTS_PAYA BLE	5/9/2024	THE CRITICAL THINKING CO.	31640	RECONCILED	5/31/2024		1,582.97
48381	189952	ACCOUNTS_PAYA BLE	5/9/2024	CULLIGAN OF FAIRBORN	31760	RECONCILED	5/31/2024		301.50
48396	189953	ACCOUNTS_PAYA BLE	5/9/2024	DEMCO INC.	40352	RECONCILED	5/31/2024		446.66
48424	189954	ACCOUNTS_PAYA BLE	5/9/2024	DONUT SHOP	40670	RECONCILED	5/31/2024		479.70
48390	189955	ACCOUNTS_PAYA BLE	5/9/2024	U.S. BANK	50555	RECONCILED	5/31/2024		130.00
48400	189956	ACCOUNTS_PAYA BLE	5/9/2024	HAND2MIND INC.	50749	RECONCILED	5/31/2024		67.99
48358	189957	ACCOUNTS_PAYA BLE	5/9/2024	GRALER; MARK	70530	RECONCILED	5/31/2024		69.54
48379	189958	ACCOUNTS_PAYA BLE	5/9/2024	HAHN; RACHEL	80000	RECONCILED	5/31/2024		172.35
48413	189959	ACCOUNTS_PAYA BLE	5/9/2024	HAMILTON COUNTY ESC	80138	RECONCILED	5/31/2024		7,968.44
48348	189960	REFUND	5/9/2024	KINGS LOCAL SCHOOL DISTRICT	110300	OUTSTANDING			150.00
48416	189961	ACCOUNTS_PAYA BLE	5/9/2024	KROGER CO.	110545	RECONCILED	5/31/2024		31.42
48417	189962	ACCOUNTS_PAYA BLE	5/9/2024	KOI AUTO PARTS	120430	RECONCILED	5/31/2024		19.72
48349	189963	REFUND	5/9/2024	LITTLE MIAMI HIGH SCHOOL	120945	RECONCILED	5/31/2024		150.00
48365	189964	ACCOUNTS_PAYA BLE	5/9/2024	LOWE'S	121095	RECONCILED	5/31/2024		173.78
48359	189965	ACCOUNTS_PAYA BLE	5/9/2024	PERMA-BOUND	160212	RECONCILED	5/31/2024		940.21

Start Date: 05/01/2024

End Date: 05/31/2024

LEBANON CITY SCHOOL DISTRICT

Disbursement Summary Report

Reference Number	Check Number	Type	Date	Name	Vendor #	Status	Reconcile Date	Void Date	Amount
48384	189966	ACCOUNTS_PAYA BLE	5/9/2024	PHILLIPS SUPPLY CO.	160320	RECONCILED	5/31/2024		\$ 5,678.25
48392	189967	ACCOUNTS_PAYA BLE	5/9/2024	PRIEST; KATHLEEN	160659	RECONCILED	5/31/2024		15.58
48434	189968	ACCOUNTS_PAYA BLE	5/9/2024	SCHOOL HEALTH CORPORATION	190388	RECONCILED	5/31/2024		10.82
48404	189969	ACCOUNTS_PAYA BLE	5/9/2024	STEPS TO LITERACY	191815	RECONCILED	5/31/2024		707.98
48447	189970	ACCOUNTS_PAYA BLE	5/9/2024	STERLING PAPER COMPANY	191837	RECONCILED	5/31/2024		804.77
48412	189971	ACCOUNTS_PAYA BLE	5/9/2024	STIGLER SUPPLY CO.	191859	RECONCILED	5/31/2024		631.20
48376	189972	ACCOUNTS_PAYA BLE	5/9/2024	SUBSCRIPTION SERVICES	191950	OUTSTANDING			139.00
48351	189973	ACCOUNTS_PAYA BLE	5/9/2024	TROPHY AWARDS	200559	RECONCILED	5/31/2024		1,425.05
48363	189974	ACCOUNTS_PAYA BLE	5/9/2024	VERTICAL SYSTEMS ELEVATOR	220162	RECONCILED	5/31/2024		540.71
48356	189975	ACCOUNTS_PAYA BLE	5/9/2024	CAPITAL ONE	220900	RECONCILED	5/31/2024		372.13
48428	189976	ACCOUNTS_PAYA BLE	5/9/2024	WARREN COUNTY ESC	230196	RECONCILED	5/31/2024		800.00
48415	189977	ACCOUNTS_PAYA BLE	5/9/2024	TREASURER OF STATE	520037	RECONCILED	5/31/2024		3,280.00
48346	189978	REFUND	5/9/2024	MASON CITY SCHOOLS	610990	RECONCILED	5/31/2024		150.00
48450	189979	ACCOUNTS_PAYA BLE	5/9/2024	CALVERT; HEIDI	801868	RECONCILED	5/31/2024		8.01
48394	189980	ACCOUNTS_PAYA BLE	5/9/2024	PRO-ED INC.	801957	RECONCILED	5/31/2024		194.70
48449	189981	ACCOUNTS_PAYA BLE	5/9/2024	LHS AFTER-PROM COMMITTEE	802013	OUTSTANDING			2,443.39
48426	189982	ACCOUNTS_PAYA BLE	5/9/2024	J.W. PEPPER & SON INC.	802092	RECONCILED	5/31/2024		17.50
48422	189983	ACCOUNTS_PAYA BLE	5/9/2024	LAMINATION DEPOT INC.	802116	RECONCILED	5/31/2024		729.44
48421	189984	ACCOUNTS_PAYA BLE	5/9/2024	Ace Hardware W.C.	802545	RECONCILED	5/31/2024		39.90
48367	189985	ACCOUNTS_PAYA BLE	5/9/2024	CINCINNATI BELL	802604	RECONCILED	5/31/2024		39.94
48375	189986	ACCOUNTS_PAYA BLE	5/9/2024	KLOSTERMAN BAKING COMPANY	803558	RECONCILED	5/31/2024		953.68
48440	189987	ACCOUNTS_PAYA BLE	5/9/2024	HEALTHCARE PROCESS	803575	RECONCILED	5/31/2024		6,750.00
48432	189988	ACCOUNTS_PAYA BLE	5/9/2024	PIONEER VALLEY BOOKS	803951	RECONCILED	5/31/2024		31.90

Start Date: 05/01/2024

End Date: 05/31/2024

LEBANON CITY SCHOOL DISTRICT

Disbursement Summary Report

Reference Number	Check Number	Type	Date	Name	Vendor #	Status	Reconcile Date	Void Date	Amount
48429	189989	ACCOUNTS_PAYA BLE	5/9/2024	GRECO, LISA	804028	RECONCILED	5/31/2024		\$ 75.00
48393	189990	ACCOUNTS_PAYA BLE	5/9/2024	W.R. HACKETT, INC.	804035	RECONCILED	5/31/2024		2,824.85
48391	189991	ACCOUNTS_PAYA BLE	5/9/2024	STAPLES BUSINESS ADVANTAGE	804156	RECONCILED	5/31/2024		97.67
48441	189992	ACCOUNTS_PAYA BLE	5/9/2024	BOWMAN PTO	804473	RECONCILED	5/31/2024		500.00
48409	189993	ACCOUNTS_PAYA BLE	5/9/2024	BUTLER CO. ESC	804648	RECONCILED	5/31/2024		23,882.80
48364	189994	ACCOUNTS_PAYA BLE	5/9/2024	RUMPKE OF OHIO INC.	804873	RECONCILED	5/31/2024		465.78
48436	189995	ACCOUNTS_PAYA BLE	5/9/2024	HERSHEY CREAMERY COMPANY	804945	RECONCILED	5/31/2024		949.44
48378	189996	ACCOUNTS_PAYA BLE	5/9/2024	PINK RIBBON GOOD	805512	RECONCILED	5/31/2024		1,200.00
48382	189997	ACCOUNTS_PAYA BLE	5/9/2024	W.W. NORTON & COMPANY	805926	RECONCILED	5/31/2024		84.76
48418	189998	ACCOUNTS_PAYA BLE	5/9/2024	MAXIM HEALTHCARE	805953	RECONCILED	5/31/2024		6,790.00
48387	189999	ACCOUNTS_PAYA BLE	5/9/2024	VERIZON WIRELESS	806436	RECONCILED	5/31/2024		1,224.72
48398	190000	ACCOUNTS_PAYA BLE	5/9/2024	FRANK; ANNA	806490	RECONCILED	5/31/2024		65.92
48410	190001	ACCOUNTS_PAYA BLE	5/9/2024	HODGES; KRISTEN	806523	RECONCILED	5/31/2024		52.46
48357	190002	ACCOUNTS_PAYA BLE	5/9/2024	FOLLETT HIGHER EDUCATION GROUP	807081	RECONCILED	5/31/2024		95.86
48419	190003	ACCOUNTS_PAYA BLE	5/9/2024	CROCKETT; MICHELLE	807148	RECONCILED	5/31/2024		51.68
48360	190004	ACCOUNTS_PAYA BLE	5/9/2024	Rice; Brenda	807218	OUTSTANDING			20.00
48370	190005	ACCOUNTS_PAYA BLE	5/9/2024	BOSDELL; EMILY	807346	RECONCILED	5/31/2024		16.89
48427	190006	ACCOUNTS_PAYA BLE	5/9/2024	TRIMBACH, NOAH	807363	RECONCILED	5/31/2024		25.00
48414	190007	ACCOUNTS_PAYA BLE	5/9/2024	BORGMAN ATHLETICS GROUP, LLC	807367	RECONCILED	5/31/2024		750.00
48448	190008	ACCOUNTS_PAYA BLE	5/9/2024	HESTER; SARAH	807427	RECONCILED	5/31/2024		50.92
48399	190009	ACCOUNTS_PAYA BLE	5/9/2024	HAUER MUSIC	807434	RECONCILED	5/31/2024		756.95
48352	190010	ACCOUNTS_PAYA BLE	5/9/2024	MCHALE, ERYN	807451	RECONCILED	5/31/2024		40.06

Start Date: 05/01/2024

End Date: 05/31/2024

LEBANON CITY SCHOOL DISTRICT

Disbursement Summary Report

Reference Number	Check Number	Type	Date	Name	Vendor #	Status	Reconcile Date	Void Date	Amount
48383	190011	ACCOUNTS_PAYA BLE	5/9/2024	COCA COLA BOTTLING CO.	807475	RECONCILED	5/31/2024		\$ 459.29
48433	190012	ACCOUNTS_PAYA BLE	5/9/2024	PARKS; DIAN	807655	RECONCILED	5/31/2024		25.00
48411	190013	ACCOUNTS_PAYA BLE	5/9/2024	HEALTHWORKS	808030	RECONCILED	5/31/2024		522.00
48408	190014	ACCOUNTS_PAYA BLE	5/9/2024	FLINT; AMY	808116	RECONCILED	5/31/2024		21.47
48380	190015	ACCOUNTS_PAYA BLE	5/9/2024	KOENIG EQUIPMENT	808194	RECONCILED	5/31/2024		192.97
48354	190016	ACCOUNTS_PAYA BLE	5/9/2024	AMAZON CAPITAL SERVICES	808695	RECONCILED	5/31/2024		10,623.13
48377	190017	ACCOUNTS_PAYA BLE	5/9/2024	CINCINNATI CENTER FOR AUTISM	808734	RECONCILED	5/31/2024		16,609.10
48444	190018	ACCOUNTS_PAYA BLE	5/9/2024	Buchert; Jamie	808958	RECONCILED	5/31/2024		17.46
48361	190019	ACCOUNTS_PAYA BLE	5/9/2024	REITER DAIRY	809091	RECONCILED	5/31/2024		3,263.05
48423	190020	ACCOUNTS_PAYA BLE	5/9/2024	CORBITT GRAPHICS LLC	809124	RECONCILED	5/31/2024		928.00
48397	190021	ACCOUNTS_PAYA BLE	5/9/2024	AFFORDABLE LANGUAGE SERVICES	809194	RECONCILED	5/31/2024		2.55
48368	190022	ACCOUNTS_PAYA BLE	5/9/2024	ALCOR SUPPLY COMPANY	809425	RECONCILED	5/31/2024		1,988.89
48445	190023	ACCOUNTS_PAYA BLE	5/9/2024	AVID SIGNS PLUS LLC.	809483	RECONCILED	5/31/2024		432.00
48407	190024	ACCOUNTS_PAYA BLE	5/9/2024	WILSON LANGUAGE TRAINING	809633	RECONCILED	5/31/2024		388.80
48437	190025	ACCOUNTS_PAYA BLE	5/9/2024	WORLD FUEL SERVICES INC.	809664	RECONCILED	5/31/2024		22,972.05
48388	190026	ACCOUNTS_PAYA BLE	5/9/2024	HENDERSON; HEATHER	809807	RECONCILED	5/31/2024		25.00
48405	190027	ACCOUNTS_PAYA BLE	5/9/2024	CINCINNATI OCCUPATIONAL THERAPY INSTITUTE	809884	RECONCILED	5/31/2024		336.00
48389	190028	ACCOUNTS_PAYA BLE	5/9/2024	OHIO SCHOLAR TRANSPORT	809952	RECONCILED	5/31/2024		65,957.00
48374	190029	ACCOUNTS_PAYA BLE	5/9/2024	FILLMORE CONSTRUCTION LLC	809979	RECONCILED	5/31/2024		41,676.00
48430	190030	ACCOUNTS_PAYA BLE	5/9/2024	KEY BEHAVIOR SERVICES LLC	809982	RECONCILED	5/31/2024		4,808.93
48442	190031	ACCOUNTS_PAYA BLE	5/9/2024	HEATHER FRANKS	810054	OUTSTANDING			12.72

Start Date: 05/01/2024

End Date: 05/31/2024

LEBANON CITY SCHOOL DISTRICT

Disbursement Summary Report

Reference Number	Check Number	Type	Date	Name	Vendor #	Status	Reconcile Date	Void Date	Amount
48443	190032	ACCOUNTS_PAYA BLE	5/9/2024	ANGELA WALKER	810150	RECONCILED	5/31/2024		\$ 25.00
48369	190033	ACCOUNTS_PAYA BLE	5/9/2024	ELIZABETH ROEHL	810251	OUTSTANDING			7.74
48385	190034	ACCOUNTS_PAYA BLE	5/9/2024	JESSICA BARNUM	810333	RECONCILED	5/31/2024		21.00
48403	190035	ACCOUNTS_PAYA BLE	5/9/2024	JENIFER MOORHEAD	810334	RECONCILED	5/31/2024		16.61
48406	190036	ACCOUNTS_PAYA BLE	5/9/2024	JOHN R THOMAS	810427	RECONCILED	5/31/2024		4,375.00
48431	190037	ACCOUNTS_PAYA BLE	5/9/2024	AMY UECKER	810457	OUTSTANDING			94.54
48366	190038	ACCOUNTS_PAYA BLE	5/9/2024	HAL LEONARD LLC	810458	RECONCILED	5/31/2024		316.93
48435	190039	ACCOUNTS_PAYA BLE	5/9/2024	CMTA, INC	810472	RECONCILED	5/31/2024		6,000.00
48446	190040	ACCOUNTS_PAYA BLE	5/9/2024	GEM CITY BEHAVIORAL SOLUTIONS, LLC	810499	RECONCILED	5/31/2024		5,000.00
48353	190041	ACCOUNTS_PAYA BLE	5/9/2024	WALLACE IMPORTS	810504	RECONCILED	5/31/2024		1,599.00
48402	190042	ACCOUNTS_PAYA BLE	5/9/2024	ALEXA LANE	810508	OUTSTANDING			500.00
48439	190043	ACCOUNTS_PAYA BLE	5/9/2024	ACEY WOEHRMYER	810509	RECONCILED	5/31/2024		500.00
48438	190044	ACCOUNTS_PAYA BLE	5/9/2024	JAHMAR DANIELS	810527	RECONCILED	5/31/2024		75.00
48386	190045	ACCOUNTS_PAYA BLE	5/9/2024	KARLEE SHAY	810528	RECONCILED	5/31/2024		75.00
48345	190046	REFUND	5/9/2024	TIFFANY HILL	810529	RECONCILED	5/31/2024		50.00
48472	190051	ACCOUNTS_PAYA BLE	5/17/2024	ZANER-BLOSER, INC.	20460	RECONCILED	5/31/2024		1,735.63
48506	190052	ACCOUNTS_PAYA BLE	5/17/2024	BLICK ART MATERIALS	20520	RECONCILED	5/31/2024		11,163.82
48510	190053	ACCOUNTS_PAYA BLE	5/17/2024	BUTLER; SCOTT	21137	OUTSTANDING			47.11
48470	190054	ACCOUNTS_PAYA BLE	5/17/2024	CDW GOVERNMENT INC.	30015	RECONCILED	5/31/2024		1,806.98
48464	190055	ACCOUNTS_PAYA BLE	5/17/2024	CINTAS	30810	RECONCILED	5/31/2024		1,067.27
48497	190056	ACCOUNTS_PAYA BLE	5/17/2024	DK TROPHY	40012	VOID		6/3/2024	80.29
48526	190057	ACCOUNTS_PAYA BLE	5/17/2024	DEMCO INC.	40352	RECONCILED	5/31/2024		533.80
48516	190058	ACCOUNTS_PAYA BLE	5/17/2024	GORDON FOOD SERVICE	70449	RECONCILED	5/31/2024		3,528.02
48498	190059	ACCOUNTS_PAYA	5/17/2024	HOME DEPOT	80907	RECONCILED	5/31/2024		114.96

Start Date: 05/01/2024

End Date: 05/31/2024

LEBANON CITY SCHOOL DISTRICT

Disbursement Summary Report

Reference Number	Check Number	Type	Date	Name	Vendor #	Status	Reconcile Date	Void Date	Amount
		BLE		CREDIT SERVICES					
48466	190060	ACCOUNTS_PAYA	5/17/2024	KROGER CO.	110545	RECONCILED	5/31/2024		\$ 739.22
		BLE							
48499	190061	ACCOUNTS_PAYA	5/17/2024	LEARNING RESOURCES, INC.	120253	RECONCILED	5/31/2024		119.88
		BLE							
48471	190062	ACCOUNTS_PAYA	5/17/2024	THE LIBRARY STORE, INC.	120750	RECONCILED	5/31/2024		964.04
		BLE							
48473	190063	ACCOUNTS_PAYA	5/17/2024	MOBILCOMM INC.	131456	RECONCILED	5/31/2024		119,062.84
		BLE							
48511	190064	ACCOUNTS_PAYA	5/17/2024	MODERN OFFICE METHODS	131480	RECONCILED	5/31/2024		7,321.37
		BLE							
48483	190065	ACCOUNTS_PAYA	5/17/2024	MONTGOMERY COUNTY	131520	RECONCILED	5/31/2024		10,450.00
		BLE							
48484	190066	ACCOUNTS_PAYA	5/17/2024	PHILLIPS SUPPLY CO.	160320	RECONCILED	5/31/2024		6,434.43
		BLE							
48501	190067	ACCOUNTS_PAYA	5/17/2024	AREA PROGRESS COUNCIL	160735	OUTSTANDING			245.00
		BLE							
48525	190068	ACCOUNTS_PAYA	5/17/2024	GREENE; CASEY	190500	RECONCILED	5/31/2024		116.42
		BLE							
48502	190069	ACCOUNTS_PAYA	5/17/2024	TROPHY AWARDS	200559	RECONCILED	5/31/2024		123.26
		BLE							
48481	190070	ACCOUNTS_PAYA	5/17/2024	CAPITAL ONE	220900	RECONCILED	5/31/2024		1,007.72
		BLE							
48475	190071	ACCOUNTS_PAYA	5/17/2024	WARREN COUNTY ESC	230196	RECONCILED	5/31/2024		8,051.22
		BLE							
48490	190072	ACCOUNTS_PAYA	5/17/2024	WARREN COUNTY WATER AND SEWER	230597	RECONCILED	5/31/2024		1,485.96
		BLE							
48517	190073	ACCOUNTS_PAYA	5/17/2024	Ace Hardware W.C.	802545	RECONCILED	5/31/2024		110.11
		BLE							
48520	190074	ACCOUNTS_PAYA	5/17/2024	THE MOTZ GROUP, LLC.	802789	RECONCILED	5/31/2024		122,977.50
		BLE							
48514	190075	ACCOUNTS_PAYA	5/17/2024	WHITSEL, KARRIE	803072	RECONCILED	5/31/2024		41.13
		BLE							
48487	190076	ACCOUNTS_PAYA	5/17/2024	KLOSTERMAN BAKING COMPANY	803558	RECONCILED	5/31/2024		621.42
		BLE							
48504	190077	ACCOUNTS_PAYA	5/17/2024	JS LANGUAGES LLC	803721	OUTSTANDING			1,480.00
		BLE							
48492	190078	ACCOUNTS_PAYA	5/17/2024	W.R. HACKETT, INC.	804035	RECONCILED	5/31/2024		4,528.00
		BLE							
48512	190079	ACCOUNTS_PAYA	5/17/2024	AIRGAS USA LLC	804036	RECONCILED	5/31/2024		272.73
		BLE							
48489	190080	ACCOUNTS_PAYA	5/17/2024	STAPLES BUSINESS ADVANTAGE	804156	RECONCILED	5/31/2024		846.66
		BLE							

Start Date: 05/01/2024

End Date: 05/31/2024

LEBANON CITY SCHOOL DISTRICT

Disbursement Summary Report

Reference Number	Check Number	Type	Date	Name	Vendor #	Status	Reconcile Date	Void Date	Amount
48523	190081	ACCOUNTS_PAYA BLE	5/17/2024	PETROCHOICE OHIO	804199	RECONCILED	5/31/2024		\$ 471.40
48463	190082	ACCOUNTS_PAYA BLE	5/17/2024	BUTLER CO. ESC	804648	RECONCILED	5/31/2024		73,117.00
48485	190083	ACCOUNTS_PAYA BLE	5/17/2024	FAMILY SERVICE ASSOCIATION	804863	RECONCILED	5/31/2024		82.00
48493	190084	ACCOUNTS_PAYA BLE	5/17/2024	CRAWFORD; TONI	804878	RECONCILED	5/31/2024		77.00
48518	190085	ACCOUNTS_PAYA BLE	5/17/2024	HERSHEY CREAMERY COMPANY	804945	RECONCILED	5/31/2024		1,012.08
48495	190086	ACCOUNTS_PAYA BLE	5/17/2024	KRUEGER INTERNATIONAL, INC.	805292	OUTSTANDING			594.75
48482	190087	ACCOUNTS_PAYA BLE	5/17/2024	WALMART VISION CENTER	805457	VOID		5/28/2024	127.00
48527	190088	ACCOUNTS_PAYA BLE	5/17/2024	TEWART, KIMBERLY	805513	RECONCILED	5/31/2024		55.12
48480	190089	ACCOUNTS_PAYA BLE	5/17/2024	BAND SHOPPE	805593	RECONCILED	5/31/2024		3,368.55
48513	190090	ACCOUNTS_PAYA BLE	5/17/2024	WHITNEY; RHONDA	805975	OUTSTANDING			29.50
48522	190091	ACCOUNTS_PAYA BLE	5/17/2024	CHARD SNYDER & ASSOCIATES	806236	RECONCILED	5/31/2024		1,114.00
48468	190092	ACCOUNTS_PAYA BLE	5/17/2024	VERIZON WIRELESS	806436	RECONCILED	5/31/2024		1,249.98
48486	190093	ACCOUNTS_PAYA BLE	5/17/2024	CTL CORPORATION	806880	RECONCILED	5/31/2024		207,992.50
48519	190094	ACCOUNTS_PAYA BLE	5/17/2024	ALLEN COUNTY ESC	806886	OUTSTANDING			150.00
48459	190095	ACCOUNTS_PAYA BLE	5/17/2024	SUNRISE COOPERATIVE INC.	807482	RECONCILED	5/31/2024		495.00
48524	190096	ACCOUNTS_PAYA BLE	5/17/2024	BRENNAN, CHRIS	807511	RECONCILED	5/31/2024		60.00
48474	190097	ACCOUNTS_PAYA BLE	5/17/2024	ABILITIES FIRST THERAPIES	807864	RECONCILED	5/31/2024		400.00
48515	190098	ACCOUNTS_PAYA BLE	5/17/2024	ZOLNIER; MELANIE	807920	RECONCILED	5/31/2024		75.00
48505	190099	ACCOUNTS_PAYA BLE	5/17/2024	OHIO CAT	808222	RECONCILED	5/31/2024		1,470.78
48462	190100	ACCOUNTS_PAYA BLE	5/17/2024	O'REILLY AUTO PARTS	808521	RECONCILED	5/31/2024		39.99
48509	190101	ACCOUNTS_PAYA BLE	5/17/2024	SCHOOLSIN	808547	RECONCILED	5/31/2024		1,727.81
48469	190102	ACCOUNTS_PAYA BLE	5/17/2024	AMAZON CAPITAL SERVICES	808695	RECONCILED	5/31/2024		5,655.68

Start Date: 05/01/2024

End Date: 05/31/2024

LEBANON CITY SCHOOL DISTRICT

Disbursement Summary Report

Reference Number	Check Number	Type	Date	Name	Vendor #	Status	Reconcile Date	Void Date	Amount
48461	190103	ACCOUNTS_PAYA BLE	5/17/2024	SOUTHWEST OHIO COUNCIL	808737	RECONCILED	5/31/2024		\$ 12,574.58
48521	190104	ACCOUNTS_PAYA BLE	5/17/2024	Zsembik; Tom	809073	RECONCILED	5/31/2024		370.58
48477	190105	ACCOUNTS_PAYA BLE	5/17/2024	CORBITT GRAPHICS LLC	809124	RECONCILED	5/31/2024		4,629.00
48503	190106	ACCOUNTS_PAYA BLE	5/17/2024	WILSON LANGUAGE TRAINING	809633	RECONCILED	5/31/2024		315.00
48491	190107	ACCOUNTS_PAYA BLE	5/17/2024	FOLLETT CONTENT SOLUTIONS	809666	RECONCILED	5/31/2024		210.38
48507	190108	ACCOUNTS_PAYA BLE	5/17/2024	INCIDENT IQ LLC	809788	RECONCILED	5/31/2024		419.53
48478	190109	ACCOUNTS_PAYA BLE	5/17/2024	DYNAMIC INTERNET SOLUTIONS LLC	809803	RECONCILED	5/31/2024		1,103.00
48508	190110	ACCOUNTS_PAYA BLE	5/17/2024	KEY BEHAVIOR SERVICES LLC	809982	RECONCILED	5/31/2024		3,437.64
48500	190111	ACCOUNTS_PAYA BLE	5/17/2024	AMERICAN AED LLC	810055	RECONCILED	5/31/2024		115.00
48488	190112	ACCOUNTS_PAYA BLE	5/17/2024	OFFICE 360	810289	RECONCILED	5/31/2024		1,834.59
48476	190113	ACCOUNTS_PAYA BLE	5/17/2024	MAXIMUM FREEDOM INC	810477	RECONCILED	5/31/2024		480.00
48467	190114	ACCOUNTS_PAYA BLE	5/17/2024	AG-PRO OHIO, LLC	810510	RECONCILED	5/31/2024		593.21
48457	190115	REFUND	5/17/2024	ANA RODRIGUEZ	810531	RECONCILED	5/31/2024		237.25
48458	190116	REFUND	5/17/2024	MATTHEW PATTISON	810542	RECONCILED	5/31/2024		230.00
48530	190127	ACCOUNTS_PAYA BLE	5/28/2024	APG OFFICE FURNISHINGS INC.	809219	RECONCILED	5/31/2024		9,286.57
48599	190128	ACCOUNTS_PAYA BLE	5/30/2024	4IMPRINT, INC.	803345	OUTSTANDING			2,085.95
48646	190129	ACCOUNTS_PAYA BLE	5/30/2024	Ace Hardware W.C.	802545	OUTSTANDING			93.57
48665	190130	ACCOUNTS_PAYA BLE	5/30/2024	ACE RADIATOR INC.	808557	OUTSTANDING			599.28
48584	190131	ACCOUNTS_PAYA BLE	5/30/2024	ACEY WOEHRMYER	810509	OUTSTANDING			1,000.00
48595	190132	ACCOUNTS_PAYA BLE	5/30/2024	ALCOR SUPPLY COMPANY	809425	OUTSTANDING			131.56
48669	190133	ACCOUNTS_PAYA BLE	5/30/2024	ALEXA LANE	810508	OUTSTANDING			1,000.00
48538	190134	ACCOUNTS_PAYA BLE	5/30/2024	AMAZON CAPITAL SERVICES	808695	OUTSTANDING			14,642.37

Start Date: 05/01/2024

End Date: 05/31/2024

LEBANON CITY SCHOOL DISTRICT

Disbursement Summary Report

Reference Number	Check Number	Type	Date	Name	Vendor #	Status	Reconcile Date	Void Date	Amount
48670	190135	ACCOUNTS_PAYA BLE	5/30/2024	AMICA MEDICAL SUPPLY	810117	OUTSTANDING			\$ 7,274.15
48625	190136	ACCOUNTS_PAYA BLE	5/30/2024	AUSTIN BROWN	810551	OUTSTANDING			500.00
48611	190137	ACCOUNTS_PAYA BLE	5/30/2024	AVID SIGNS PLUS LLC.	809483	OUTSTANDING			455.00
48567	190138	ACCOUNTS_PAYA BLE	5/30/2024	AWARDS OF EXCELLENCE	804212	OUTSTANDING			1,437.50
48624	190139	ACCOUNTS_PAYA BLE	5/30/2024	BALLOON WORKS	805458	OUTSTANDING			1,344.00
48531	190140	ACCOUNTS_PAYA BLE	5/30/2024	BARNES & NOBLE, INC.	802957	OUTSTANDING			271.80
48651	190141	ACCOUNTS_PAYA BLE	5/30/2024	BE WELL ENTERPRISES LLC	810443	OUTSTANDING			9,406.00
48615	190142	ACCOUNTS_PAYA BLE	5/30/2024	BECKMAN ENVIRONMENTA L	20330	OUTSTANDING			133.10
48658	190143	ACCOUNTS_PAYA BLE	5/30/2024	BEST DRIVE LLC	807700	OUTSTANDING			3,195.00
48667	190144	ACCOUNTS_PAYA BLE	5/30/2024	BETHESDA HEALTHCARE INC.	20453	OUTSTANDING			207.00
48589	190145	ACCOUNTS_PAYA BLE	5/30/2024	BJOREM SPEECH PUBLICATIONS	810322	OUTSTANDING			93.99
48627	190146	ACCOUNTS_PAYA BLE	5/30/2024	BLICK ART MATERIALS	20520	OUTSTANDING			2,705.85
48551	190147	ACCOUNTS_PAYA BLE	5/30/2024	BRICKER GRAYDON LLP	810148	OUTSTANDING			1,006.00
48633	190148	ACCOUNTS_PAYA BLE	5/30/2024	BRODY MCKINNEY	810553	OUTSTANDING			400.00
48663	190149	ACCOUNTS_PAYA BLE	5/30/2024	BSN SPORTS , LLC	20920	OUTSTANDING			176.97
48675	190150	ACCOUNTS_PAYA BLE	5/30/2024	BULK BOOKSTORE	808620	OUTSTANDING			1,159.05
48601	190151	ACCOUNTS_PAYA BLE	5/30/2024	BUTLER CO. ESC	804648	OUTSTANDING			26,454.08
48591	190152	ACCOUNTS_PAYA BLE	5/30/2024	C.C. IMEX	810403	OUTSTANDING			437.00
48573	190153	ACCOUNTS_PAYA BLE	5/30/2024	CADEN LOWRY	810550	OUTSTANDING			1,000.00
48585	190154	ACCOUNTS_PAYA BLE	5/30/2024	CAPITAL CITY PERCUSSION	810562	OUTSTANDING			200.00
48572	190155	ACCOUNTS_PAYA BLE	5/30/2024	CAPITAL ONE	220900	OUTSTANDING			5,022.89
48642	190156	ACCOUNTS_PAYA BLE	5/30/2024	CDW GOVERNMENT INC.	30015	OUTSTANDING			745.94

Start Date: 05/01/2024

End Date: 05/31/2024

LEBANON CITY SCHOOL DISTRICT

Disbursement Summary Report

Reference Number	Check Number	Type	Date	Name	Vendor #	Status	Reconcile Date	Void Date	Amount
48640	190157	ACCOUNTS_PAYA BLE	5/30/2024	CHANGEPOINT LEARNING LLC	807721	OUTSTANDING			\$ 1,100.00
48618	190158	ACCOUNTS_PAYA BLE	5/30/2024	CHARGE MOMMY BOOKS LLC	810258	OUTSTANDING			95.94
48656	190159	ACCOUNTS_PAYA BLE	5/30/2024	CHARLIE ZIMKUS	260055	OUTSTANDING			250.00
48619	190160	ACCOUNTS_PAYA BLE	5/30/2024	CINCINNATI BELL	802604	OUTSTANDING			453.66
48659	190161	ACCOUNTS_PAYA BLE	5/30/2024	CINCINNATI BELL	20566	OUTSTANDING			457.62
48610	190162	ACCOUNTS_PAYA BLE	5/30/2024	CINCINNATI BELL	802718	OUTSTANDING			1,008.94
48623	190163	ACCOUNTS_PAYA BLE	5/30/2024	CINCINNATI BELL	802777	OUTSTANDING			34.51
48566	190164	ACCOUNTS_PAYA BLE	5/30/2024	CINTAS	30810	OUTSTANDING			257.18
48555	190165	ACCOUNTS_PAYA BLE	5/30/2024	COLLEGE BOOK SOTRE INC	810565	OUTSTANDING			207.49
48661	190166	ACCOUNTS_PAYA BLE	5/30/2024	CONNOR ELECTRIC CO.	31230	OUTSTANDING			2,200.00
48592	190167	ACCOUNTS_PAYA BLE	5/30/2024	CTL CORPORATION	806880	OUTSTANDING			744.00
48617	190168	ACCOUNTS_PAYA BLE	5/30/2024	DAKOTA LODER	810547	OUTSTANDING			500.00
48564	190169	ACCOUNTS_PAYA BLE	5/30/2024	DELL MARKETING L.P.	40323	OUTSTANDING			272.58
48639	190170	ACCOUNTS_PAYA BLE	5/30/2024	DEMCO INC.	40352	OUTSTANDING			191.28
48634	190171	ACCOUNTS_PAYA BLE	5/30/2024	DIESEL INJECTION SERVICE CO.	805582	OUTSTANDING			2,845.56
48664	190172	ACCOUNTS_PAYA BLE	5/30/2024	DONUT SHOP	40670	OUTSTANDING			406.50
48613	190173	ACCOUNTS_PAYA BLE	5/30/2024	DUKE ENERGY	30760	OUTSTANDING			1,911.77
48678	190174	ACCOUNTS_PAYA BLE	5/30/2024	ELIZABETH KETCHAM	810545	OUTSTANDING			500.00
48554	190175	ACCOUNTS_PAYA BLE	5/30/2024	FILLMORE CONSTRUCTION LLC	809979	OUTSTANDING			3,596.48
48644	190176	ACCOUNTS_PAYA BLE	5/30/2024	FIRST ADVANTAGE TAX	807093	OUTSTANDING			240.00
48534	190177	ACCOUNTS_PAYA BLE	5/30/2024	FLOWERS FROM THE RAFTERS	807735	OUTSTANDING			300.00
48622	190178	ACCOUNTS_PAYA BLE	5/30/2024	FOLLETT CONTENT SOLUTIONS	809666	OUTSTANDING			194.65
48662	190179	ACCOUNTS_PAYA	5/30/2024	GEYER	70240	OUTSTANDING			455.37

Start Date: 05/01/2024

End Date: 05/31/2024

LEBANON CITY SCHOOL DISTRICT

Disbursement Summary Report

Reference Number	Check Number	Type	Date	Name	Vendor #	Status	Reconcile Date	Void Date	Amount
		BLE		INSTRUCTIONAL PRODUCTS					
48649	190180	ACCOUNTS_PAYA	5/30/2024	GORDON FOOD SERVICE	70449	OUTSTANDING			\$ 2,555.38
48632	190181	ACCOUNTS_PAYA	5/30/2024	GRACIE BUSH	810552	OUTSTANDING			1,000.00
48600	190182	ACCOUNTS_PAYA	5/30/2024	GRAINGER	804685	OUTSTANDING			1,121.37
48608	190183	ACCOUNTS_PAYA	5/30/2024	GREAT MINDS PBC	809416	OUTSTANDING			30,742.40
48557	190184	ACCOUNTS_PAYA	5/30/2024	HAMILTON COUNTY ESC	80138	OUTSTANDING			8,226.48
48635	190185	ACCOUNTS_PAYA	5/30/2024	HAND2MIND INC.	50749	OUTSTANDING			67.99
48547	190186	ACCOUNTS_PAYA	5/30/2024	HELLO LITERACY, INC	810533	OUTSTANDING			16,509.56
48550	190187	ACCOUNTS_PAYA	5/30/2024	HIREN PATEL	810404	OUTSTANDING			137.82
48559	190188	ACCOUNTS_PAYA	5/30/2024	HOME DEPOT CREDIT SERVICES	80907	OUTSTANDING			239.27
48542	190189	ACCOUNTS_PAYA	5/30/2024	HOUGHTON MIFFLIN	130125	OUTSTANDING			4,205.46
48647	190190	ACCOUNTS_PAYA	5/30/2024	HTG	807157	OUTSTANDING			1,916.73
48637	190191	ACCOUNTS_PAYA	5/30/2024	ICB AUDIO AND VIDEO	803418	OUTSTANDING			10,808.41
48543	190192	ACCOUNTS_PAYA	5/30/2024	J.W. PEPPER & SON INC.	802092	OUTSTANDING			1,844.54
48673	190193	ACCOUNTS_PAYA	5/30/2024	JUST RIGHT READER INC	810532	OUTSTANDING			26,707.20
48657	190194	ACCOUNTS_PAYA	5/30/2024	KECK, DOUG	803417	OUTSTANDING			25.00
48607	190195	ACCOUNTS_PAYA	5/30/2024	KEITH PANTLING	809109	OUTSTANDING			406.40
48620	190196	ACCOUNTS_PAYA	5/30/2024	KEY BEHAVIOR SERVICES LLC	809982	OUTSTANDING			6,524.67
48641	190197	ACCOUNTS_PAYA	5/30/2024	KLETZLY; BETH	110410	OUTSTANDING			1,278.75
48561	190198	ACCOUNTS_PAYA	5/30/2024	KLOSTERMAN BAKING COMPANY	803558	OUTSTANDING			782.53
48582	190199	ACCOUNTS_PAYA	5/30/2024	KOCH REFRIGERATION CO.	110442	OUTSTANDING			315.00
48571	190200	ACCOUNTS_PAYA	5/30/2024	KOI AUTO PARTS	120430	OUTSTANDING			192.17
48556	190201	ACCOUNTS_PAYA	5/30/2024	KROGER CO.	110545	OUTSTANDING			1,603.42

Start Date: 05/01/2024

End Date: 05/31/2024

LEBANON CITY SCHOOL DISTRICT

Disbursement Summary Report

Reference Number	Check Number	Type	Date	Name	Vendor #	Status	Reconcile Date	Void Date	Amount
48570	190202	ACCOUNTS_PAYA BLE	5/30/2024	LAKESHORE LEARNING MATERIALS	120030	OUTSTANDING			\$ 1,930.56
48654	190203	ACCOUNTS_PAYA BLE	5/30/2024	LEBANON ELECTRIC SUPPLY INC.	120490	OUTSTANDING			218.79
48671	190204	ACCOUNTS_PAYA BLE	5/30/2024	LEBANON HIGH SCHOOL	120630	OUTSTANDING			456.87
48677	190205	ACCOUNTS_PAYA BLE	5/30/2024	LEGO EDUCATION	810535	OUTSTANDING			7,198.45
48609	190206	ACCOUNTS_PAYA BLE	5/30/2024	LOWE'S	121095	OUTSTANDING			228.25
48535	190207	ACCOUNTS_PAYA BLE	5/30/2024	LOYOLA PRESS	807710	OUTSTANDING			1,673.25
48581	190208	ACCOUNTS_PAYA BLE	5/30/2024	M & R ELECTRIC MOTOR SERVICE, INC	810511	VOID		6/7/2024	800.00
48655	190209	ACCOUNTS_PAYA BLE	5/30/2024	MANSFIELD OIL COMPANY	807959	OUTSTANDING			20,929.10
48616	190210	ACCOUNTS_PAYA BLE	5/30/2024	MARIA LOPEZ- DUENAS	810543	OUTSTANDING			500.00
48540	190211	ACCOUNTS_PAYA BLE	5/30/2024	MELANIE POTTHAST	810544	OUTSTANDING			5,000.00
48583	190212	ACCOUNTS_PAYA BLE	5/30/2024	MINUTEMAN PRESS	131320	OUTSTANDING			2,884.07
48612	190213	ACCOUNTS_PAYA BLE	5/30/2024	MODERN OFFICE METHODS	131480	OUTSTANDING			1,285.70
48532	190214	ACCOUNTS_PAYA BLE	5/30/2024	NCS PEARSON INC.	801930	OUTSTANDING			3,508.77
48586	190215	ACCOUNTS_PAYA BLE	5/30/2024	NOAH THAMMAVONG	810548	OUTSTANDING			1,000.00
48579	190216	ACCOUNTS_PAYA BLE	5/30/2024	NORWOOD HARDWARE & SUPPLY CO.	140470	OUTSTANDING			240.00
48558	190217	ACCOUNTS_PAYA BLE	5/30/2024	O'ROURKE, TAMMY	803071	OUTSTANDING			488.20
48563	190218	ACCOUNTS_PAYA BLE	5/30/2024	O.A.S.B.O.	150112	OUTSTANDING			1,378.00
48553	190219	ACCOUNTS_PAYA BLE	5/30/2024	OFFICE 360	810289	OUTSTANDING			85.76
48548	190220	ACCOUNTS_PAYA BLE	5/30/2024	OFFICE DEPOT, INC.	150080	OUTSTANDING			255.46
48631	190221	ACCOUNTS_PAYA BLE	5/30/2024	OHIO ASSOCIATION OF PUBLIC TREASURERS	810564	OUTSTANDING			399.00
48668	190222	ACCOUNTS_PAYA	5/30/2024	OLIVIA BIRES	810546	OUTSTANDING			200.00

Start Date: 05/01/2024

End Date: 05/31/2024

LEBANON CITY SCHOOL DISTRICT

Disbursement Summary Report

Reference Number	Check Number	Type	Date	Name	Vendor #	Status	Reconcile Date	Void Date	Amount
		BLE							
48652	190223	ACCOUNTS_PAYA	5/30/2024	ONE STOP PRINTING	150447	OUTSTANDING			\$ 1,083.28
48578	190224	ACCOUNTS_PAYA	5/30/2024	OZO EDU, INC	810539	OUTSTANDING			4,018.00
		BLE							
48565	190225	ACCOUNTS_PAYA	5/30/2024	PHILLIPS SUPPLY CO.	160320	OUTSTANDING			8,615.23
48621	190226	ACCOUNTS_PAYA	5/30/2024	PHOENIX MOORE	810549	OUTSTANDING			500.00
		BLE							
48636	190227	ACCOUNTS_PAYA	5/30/2024	PIONEER VALLEY BOOKS	803951	OUTSTANDING			4,912.60
48643	190228	ACCOUNTS_PAYA	5/30/2024	PITNEY BOWES GLOBAL FINANCIAL	807881	OUTSTANDING			217.86
		BLE							
48674	190229	ACCOUNTS_PAYA	5/30/2024	PITNEY BOWES INC.	160438	OUTSTANDING			91.29
48597	190230	ACCOUNTS_PAYA	5/30/2024	PRC TECHNOLOGY GROUP LLC	807187	OUTSTANDING			2,600.00
		BLE							
48606	190231	ACCOUNTS_PAYA	5/30/2024	PREMIER OCCUPATIONAL HEALTH	808251	OUTSTANDING			760.00
		BLE							
48541	190232	ACCOUNTS_PAYA	5/30/2024	REITER DAIRY	809091	OUTSTANDING			3,630.93
48596	190233	ACCOUNTS_PAYA	5/30/2024	RIDDELL	180414	OUTSTANDING			6,000.00
		BLE							
48544	190234	ACCOUNTS_PAYA	5/30/2024	RUMPKE OF OHIO INC.	804873	OUTSTANDING			538.00
48562	190235	ACCOUNTS_PAYA	5/30/2024	S&S SCHOOL BUS SEATS AND PARTS	809582	OUTSTANDING			314.03
		BLE							
48660	190236	ACCOUNTS_PAYA	5/30/2024	SAFETY-KLEEN SYSTEMS INC.	804198	OUTSTANDING			400.03
48676	190237	ACCOUNTS_PAYA	5/30/2024	SCHNEIDER; JUSTIN	802944	OUTSTANDING			120.00
		BLE							
48645	190238	ACCOUNTS_PAYA	5/30/2024	SHP LEADING DESIGN	806536	OUTSTANDING			181.13
48630	190239	ACCOUNTS_PAYA	5/30/2024	SIEMENS INDUSTRY INC	191005	OUTSTANDING			1,162.00
		BLE							
48546	190240	ACCOUNTS_PAYA	5/30/2024	SKATEWAY DBA	809784	OUTSTANDING			292.00
		BLE							
48602	190241	ACCOUNTS_PAYA	5/30/2024	SPENCE DAVIDSON	810554	OUTSTANDING			500.00
48650	190242	ACCOUNTS_PAYA	5/30/2024	STAPLES BUSINESS ADVANTAGE	804156	OUTSTANDING			1,319.85
		BLE							
48598	190243	ACCOUNTS_PAYA	5/30/2024	STEM SUPPLIES	810540	OUTSTANDING			410.17
		BLE							

Start Date: 05/01/2024

End Date: 05/31/2024

LEBANON CITY SCHOOL DISTRICT

Disbursement Summary Report

Reference Number	Check Number	Type	Date	Name	Vendor #	Status	Reconcile Date	Void Date	Amount
48588	190244	ACCOUNTS_PAYA BLE	5/30/2024	STIGLER SUPPLY CO.	191859	OUTSTANDING			\$ 161.00
48552	190245	ACCOUNTS_PAYA BLE	5/30/2024	STUDIES WEEKLY	802988	OUTSTANDING			846.99
48549	190246	ACCOUNTS_PAYA BLE	5/30/2024	SUNRISE COOPERATIVE INC.	807482	OUTSTANDING			978.93
48594	190247	ACCOUNTS_PAYA BLE	5/30/2024	SWOCA	21110	OUTSTANDING			33,063.99
48569	190248	ACCOUNTS_PAYA BLE	5/30/2024	TEACHERS DISCOVERY	200138	OUTSTANDING			373.46
48587	190249	ACCOUNTS_PAYA BLE	5/30/2024	THE BLACKWELL INN	810537	OUTSTANDING			169.00
48574	190250	ACCOUNTS_PAYA BLE	5/30/2024	THE CHILDREN'S HOME OF CINCINNATI OHIO	809940	OUTSTANDING			3,570.00
48568	190251	ACCOUNTS_PAYA BLE	5/30/2024	THE COLLEGE BOARD	805023	OUTSTANDING			43,925.00
48560	190252	ACCOUNTS_PAYA BLE	5/30/2024	THE LIBRARY STORE, INC.	120750	OUTSTANDING			393.80
48614	190253	ACCOUNTS_PAYA BLE	5/30/2024	THE MOTZ GROUP, LLC.	802789	OUTSTANDING			1,580.34
48629	190254	ACCOUNTS_PAYA BLE	5/30/2024	TOWNE PEST CONTROL	200392	OUTSTANDING			375.00
48672	190255	ACCOUNTS_PAYA BLE	5/30/2024	TREASURER OF STATE	520037	VOID		5/31/2024	4,815.67
48593	190256	ACCOUNTS_PAYA BLE	5/30/2024	TROPHY AWARDS	200559	OUTSTANDING			910.42
48577	190257	ACCOUNTS_PAYA BLE	5/30/2024	TROPICAL SMOOTHIE CAFE	810555	OUTSTANDING			134.61
48638	190258	ACCOUNTS_PAYA BLE	5/30/2024	TRUE STEP LLC	810523	OUTSTANDING			1,025.00
48603	190259	ACCOUNTS_PAYA BLE	5/30/2024	U.S. BANK	50555	OUTSTANDING			305.04
48628	190260	ACCOUNTS_PAYA BLE	5/30/2024	UNIVERSITY OF DAYTON	40165	OUTSTANDING			6,500.00
48648	190261	ACCOUNTS_PAYA BLE	5/30/2024	W.C. STOREY & SON INC	220962	OUTSTANDING			265.29
48580	190262	ACCOUNTS_PAYA BLE	5/30/2024	W.R. HACKETT, INC.	804035	VOID		5/30/2024	6,835.60
48545	190263	ACCOUNTS_PAYA BLE	5/30/2024	WARREN COUNTY ESC	230196	OUTSTANDING			390,846.18
48604	190264	ACCOUNTS_PAYA BLE	5/30/2024	WILSON LANGUAGE TRAINING	809633	OUTSTANDING			10,981.60
48605	190265	ACCOUNTS_PAYA BLE	5/30/2024	WIPEBOOK CORP	809962	OUTSTANDING			790.14

Start Date: 05/01/2024

End Date: 05/31/2024

LEBANON CITY SCHOOL DISTRICT
Disbursement Summary Report

Reference Number	Check Number	Type	Date	Name	Vendor #	Status	Reconcile Date	Void Date	Amount
48666	190266	ACCOUNTS_PAYA BLE	5/30/2024	WORLD FUEL SERVICES INC.	809664	OUTSTANDING			\$ 1,558.18
48653	190267	ACCOUNTS_PAYA BLE	5/30/2024	ZOLNIER; MELANIE	807920	OUTSTANDING			10.57
48680	190277	ACCOUNTS_PAYA BLE	5/30/2024	W.R. HACKETT, INC.	804035	OUTSTANDING			6,070.70
Grand Total									\$ 1,804,683.24

**Lebanon City School District
Bank Reconciliation
May 31, 2024**

BANK ACCOUNTS

LCNB - OPERATING ACCOUNT	\$11,788,135.39
CHANGE FUNDS	\$60.00
DRAGONFLY START UP DEPOSIT	\$8,866.56

INVESTMENT ACCOUNTS

STAR OHIO - GENERAL (33648)	\$10,260,560.51
STAR OHIO - BOND RETIREMENT (33540)	\$144,544.55
STAR OHIO - CAPITAL PROJECTS (34814)	\$563,837.81
STAR OHIO - EXPENDABLE TRUST SCHOLARSHIPS (68988)	\$176,598.58
STAR OHIO - NONEXPENDABLE TRUST SCHOLARSHIPS (68979)	\$132,870.91
STAR OHIO - CONSTRUCTION RETAINAGE (76921)	\$2,535.47
RED TREE INVESTMENT FUND	\$2,363,840.60
HUNTINGTON MONEY MARKET - 1041007845	\$2,778.23
HUNTINGTON MONEY MARKET - 1041010751	\$63.82
HUNTINGTON - MONEY MARKET GENERAL ACCOUNT (HCS021663) (NetXInvestor)	\$22,000.01
HUNTINGTON - HCS 020095 (NetXInvestor)	\$0.00
HUNTINGTON - HCS 020103 (NetXInvestor)	\$18,370,202.38
HUNTINGTON DEPOSITOR CONTROL ICS - 0242	\$4,686,793.73
HUNTINGTON CHECKING - 0242	\$821.17

TOTAL \$48,524,509.72

OUTSTANDING CHECKS

O/S CHECKS - LCNB OPERATING	(\$866,648.60)
CHECKS VOIDED IN NEXT MONTH (Ck #190208, 190056, 189848)	(\$3,655.74)

BANK ADJUSTMENTS

LCNB PAYROLL BANK ACCT - INTEREST TO BE TRANSFERRED TO OPERATING ACCT	\$4.92
Twinkl Ltd ACH payments - not posted until June	(\$797.16)

DEPOSITS IN TRANSIT

May payroll #1 Medicare pymt not transferred to LCNB Payroll Acct until June	(\$23,396.50)
May payroll #2 Medicare pymt not transferred to LCNB Payroll Acct until June	(\$26,285.89)
Bank Fees - Transferred in from LCNB Operating Acct in June	(\$75.00)
PaySchools - Marching Band payments	\$13,700.00
PaySchools deposit from 5/30/24 - Not posted at bank until June	\$3.00
Pay K-12 Fraudulent Deposits - Will be returned to Pay K-12	(\$9,360.00)

ADJUSTED BANK BALANCE \$47,607,998.75

BOOK BALANCE / ADJUSTMENTS

BOOK BALANCE \$47,607,711.39

Reconciling Item \$287.36

ADJUSTED BOOK BALANCE \$47,607,998.75

(\$0.00)

TIES TO FUND BALANCE ON CASH SUMMARY REPORT

Reviewed By: Karen Ervin Date: 6/12/24

Lebanon City School District
Payroll Reconciliation
May 31, 2024

LCNB Payroll Account - Current Balance	(8,266.95)
Outstanding Checks	
<hr/>	
O/S Checks - LCNB Payroll	(41,485.52)
Deposits in Transit	
<hr/>	
Transfer from Operating Account to Cover Account Analysis Charge (March)	
Adjusted Bank Balance	(49,752.47)
Adjustments	
<hr/>	
Interest for Current Month - To be transferred to Operating Account	(4.92)
Medicare Board Share Not Transferred Into Payroll Account - 5/1/24 Payroll	23,396.50
Medicare Board Share Not Transferred Into Payroll Account - 5/16/24 Payroll	26,285.89
Bank Fees - To be transferred back in from Operating Account	75.00
Adjusted Balance	<u><u>-</u></u>

Reconciliation Reviewed By: Karen Ervin

**Lebanon City School District
Investment Report
5/31/2024**

Type	Issuer	Cost	Coupon Rate	Maturity Date	Purchase Date	Yield to Maturity	Days to Maturity	Market Value
U.S. GOVERNMENT AGENCY NOTES								
FHLB Note (3130APH65)	Red Tree Investments	105,000.00	0.61%	10/25/2024	10/25/2021	0.61%	147	102,978.25
FHLB Note (3130APQ81)	Red Tree Investments	100,000.00	1.00%	11/8/2024	11/8/2021	1.00%	161	98,082.47
FHLM Note (3134GWZV1)	Red Tree Investments	95,000.00	0.65%	10/22/2025	10/23/2020	0.65%	509	89,452.60
FHLM Note (3133EPBJ3)	Red Tree Investments	99,568.00	4.38%	2/23/2026	2/23/2023	4.53%	633	99,012.52
FHLM Note (3130AYCR5)	Red Tree Investments	100,000.00	5.50%	1/22/2027	1/22/2024	5.50%	966	99,824.46
FHLM Note (3134H1XH1)	Red Tree Investments	100,000.00	5.70%	3/26/2027	3/26/2024	5.70%	1,029	99,868.90
FHLM Note (3134GYUN0)	Red Tree Investments	110,000.00	5.65%	6/28/2027	6/28/2023	5.65%	1,123	109,639.14
FHLM Note (3130AXVK1)	Red Tree Investments	100,000.00	5.88%	12/14/2028	12/14/2023	5.87%	1,658	99,997.96
FHLB Note (3130B07A1)	Red Tree Investments	100,000.00	6.00%	3/21/2029	3/21/2024	6.00%	1,755	99,782.95
FHLB Note (3130ALKB9)	Red Tree Investments	90,000.00	0.88%	3/17/2026	3/17/2021	0.95%	655	84,845.63
FHLB Bond (3130ALRR7)	Huntington National Bank	1,000,000.00	1.00%	1/15/2026	10/28/2021	1.07%	594	936,870.00
FHLB Consolidated Bond (3130APHG3)	Huntington National Bank	998,846.85	0.61%	9/26/2024	10/22/2021	0.62%	118	984,730.00
FHLB Consolidated Bond (3130APJZ9)	Huntington National Bank	1,000,000.00	1.20%	10/28/2026	10/25/2021	1.31%	880	915,910.00
FHLB Consolidated Bond (3130APKH7)	Huntington National Bank	1,000,000.00	0.70%	10/28/2024	10/22/2021	0.72%	150	981,650.00
FHLB Consolidated Bond (3130APK38)	Huntington National Bank	1,000,000.00	0.88%	6/27/2025	10/22/2021	0.92%	392	957,700.00
U.S. TREASURY NOTES								
US Treasury Note (9128283P3)	Red Tree Investments	78,968.75	2.25%	12/31/2024	4/21/2022	2.75%	214	78,624.22
US Treasury Note (91282CHQ7)	Red Tree Investments	79,540.62	4.13%	7/31/2028	3/28/2024	4.27%	1,522	78,593.75
US Treasury Note (91282CJR3)	Red Tree Investments	98,753.91	3.75%	12/31/2028	1/19/2024	4.03%	1,675	96,656.25
US Treasury Note (91282CKT7)	Red Tree Investments	114,676.79	4.50%	5/31/2029	5/31/2024	4.56%	1,826	114,856.25
CERTIFICATES OF DEPOSIT								
Certificate of Deposit (15131XFF9)	Red Tree Investments	99,900.00	4.50%	1/31/2025	1/31/2023	4.55%	245	99,411.20
Certificate of Deposit (856285TF8)	Red Tree Investments	247,132.00	1.60%	4/29/2025	4/29/2020	1.67%	333	239,797.47
Certificate of Deposit (02589AF31)	Huntington National Bank	250,000.00	5.00%	9/21/2026	9/15/2023	4.99%	843	249,967.50
Certificate of Deposit (254676AN9)	Huntington National Bank	250,000.00	5.00%	9/21/2026	9/15/2023	4.99%	843	249,967.50
Certificate of Deposit (66476QED6)	Huntington National Bank	250,000.00	5.20%	9/22/2025	9/15/2023	5.20%	479	249,762.50
Certificate of Deposit (8562853P4)	Huntington National Bank	250,000.00	5.25%	9/22/2025	9/15/2023	5.25%	479	249,917.50
Certificate of Deposit (87165H2V1)	Huntington National Bank	250,000.00	5.25%	9/22/2025	9/15/2023	5.25%	479	249,917.50
Certificate of Deposit (89235MLQ2)	Huntington National Bank	250,000.00	0.65%	9/16/2024	9/13/2021	0.66%	108	246,510.00
MMAX (1041010751)	Huntington National Bank	63.82	3.70%	5/31/2024	5/31/2024	3.70%	-	63.82
MMAX (1041007845)	Huntington National Bank	2,778.23	3.70%	5/31/2024	5/31/2024	3.70%	-	2,778.23
COMMERICAL PAPER								
Commerical Paper (06054NF48)	Red Tree Investments	110,575.38	0.00%	6/4/2024	10/5/2023	5.93%	4	114,931.23
Commerical Paper (60689FF78)	Red Tree Investments	111,673.94	0.00%	6/7/2024	11/30/2023	5.64%	7	114,881.32
Commerical Paper (62479LHG3)	Red Tree Investments	107,467.07	0.00%	8/16/2024	3/12/2024	5.40%	77	108,738.74
Commerical Paper (06367JHW5)	Red Tree Investments	110,342.50	0.00%	8/30/2024	12/4/2023	5.63%	91	113,439.10
Commerical Paper (45685QJA8)	Red Tree Investments	97,560.72	0.00%	9/10/2024	3/28/2024	5.42%	102	98,468.80
Commerical Paper (89233GK47)	Red Tree Investments	106,004.52	0.00%	10/4/2024	1/17/2024	5.20%	126	107,953.34
Commerical Paper (45685QG11)	Huntington National Bank	2,284,533.08	0.00%	7/1/2024	10/11/2023	N/A	31	2,359,142.77
Commerical Paper (53948AGC9)	Huntington National Bank	963,062.54	0.00%	7/12/2024	10/19/2023	N/A	42	993,746.70
Commerical Paper (55609EHF8)	Huntington National Bank	1,539,049.37	0.00%	8/15/2024	11/20/2023	N/A	76	1,581,895.12
Commerical Paper (62479LKU8)	Huntington National Bank	1,148,382.31	0.00%	10/28/2024	2/1/2024	N/A	150	1,163,572.12
Commerical Paper (63873JG87)	Huntington National Bank	1,156,164.35	0.00%	7/8/2024	10/19/2023	N/A	38	1,193,261.36

Commerical Paper (86960JF34)	Huntington National Bank	969,595.11	0.00%	6/3/2024	11/2/2023	N/A	3	999,556.68
Commerical Paper (8923A0N74)	Huntington National Bank	1,928,485.34	0.00%	1/7/2025	4/12/2024	N/A	221	1,935,418.98
Commercial Paper (22533TNQ5)	Huntington National Bank	1,734,159.74	0.00%	1/24/2025	4/29/2024	N/A	238	1,737,406.01

MONEY MARKET FUND

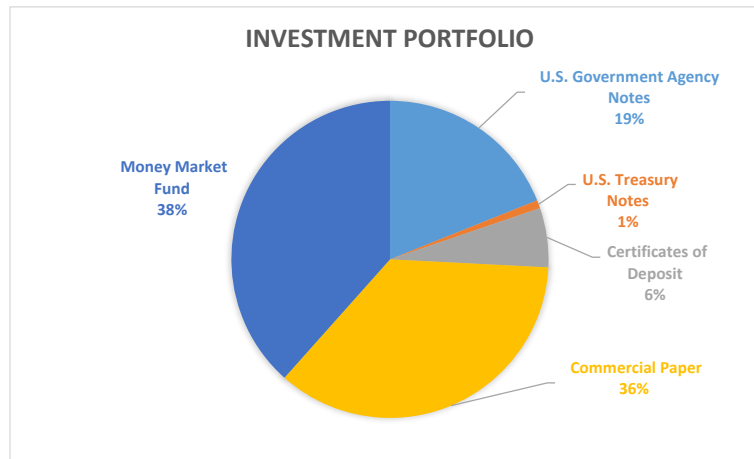
Money Market (USBMMF)	Red Tree Investments	1,676.40	5.18%	5/31/2024	5/31/2024	5.18%	-	1,676.40
Money Market	Star Ohio General Fund	10,260,560.51	5.44%	5/31/2024	5/31/2024	5.44%	-	10,260,560.51
Money Market	Star Ohio Bond Retirement	144,544.55	5.44%	5/31/2024	5/31/2024	5.44%	-	144,544.55
Money Market	Star Ohio Capital Projects	563,837.81	5.44%	5/31/2024	5/31/2024	5.44%	-	563,837.81
Money Market	Star Ohio Expendable Trust Scholarships	176,598.58	5.44%	5/31/2024	5/31/2024	5.44%	-	176,598.58
Money Market	Star Ohio Nonexpendable Trust Scholarships	132,870.91	5.44%	5/31/2024	5/31/2024	5.44%	-	132,870.91
Money Market	Star Ohio Contruction Retainage	2,535.47	5.44%	5/31/2024	5/31/2024	5.44%	-	2,535.47
Money Market (HCS-020103)	Huntington National Bank	381,485.05	4.78%	5/31/2024	5/31/2024	4.78%	-	381,485.05
Money Market (HCS-021663)	Huntington National Bank	22,000.01	4.78%	5/31/2024	5/31/2024	4.78%	-	22,000.01
Money Market (ICS Acct)	Huntington National Bank	4,686,793.73	4.80%	5/31/2024	5/31/2024	4.80%	-	4,686,793.73

Total Portfolio		<u>\$36,960,188</u>						<u>\$36,962,484</u>
Weighted Average Yield and Days to Maturity								

5/31/2024

TOTALS

U.S. Government Agency Notes	\$ 5,760,344.88
U.S. Treasury Notes	\$ 253,874.22
Certificates of Deposit	\$ 1,838,093.22
Commercial Paper	\$10,885,006.26
Money Market Fund	\$11,686,109.29
	<u>\$30,423,427.87</u>



Lebanon City School District
Interest Income for Month Ending May 31, 2024

Fund Name	Fund Number	Fund Balance	% of Total	Interest to be	
			Fund Balance	Allocated	Interest to Post
General Fund	001	\$ 27,853,067.48	86.87%	\$ 66,645.58	\$ 57,893.64
Lebanon Athletics Facilities PI	003-9008	\$ 2,006,207.61	6.26%	\$ 66,645.58	\$ 4,169.98
Construction Fund	004-9000	\$ 45,889.65	0.14%	\$ 66,645.58	\$ 95.38
Food Service Fund	006	\$ 902,313.85	2.81%	\$ 66,645.58	\$ 1,875.49
Classroom Facilities Maint. Fund	034-0000	\$ 1,025,945.03	3.20%	\$ 66,645.58	\$ 2,132.46
St. Francis Fund	401-9024	\$ 84,452.84	0.26%	\$ 66,645.58	\$ 175.54
LUMK Fund	401-9124	\$ 9,100.95	0.03%	\$ 66,645.58	\$ 18.92
Lebanon Christian Fund	401-9224	\$ 136,718.69	0.43%	\$ 66,645.58	\$ 284.17
		<u>\$ 32,063,696.10</u>	<u>100.00%</u>		<u>\$ 66,645.58</u>
Classroom Facilities LFI Share	004-9003	\$ -	0.00%	\$ 58,565.88	\$ -
Classroom Facilities Fund State Share	010-9900	\$ -	0.00%	\$ 58,565.88	\$ -
Classroom Facilities Fund Local Share	010-9901	\$ 1,682,815.44	100.00%	\$ 58,565.88	\$ 58,565.88
		<u>\$ 1,682,815.44</u>	<u>100.00%</u>		<u>\$ 58,565.88</u>
<u>Expendable Trust Accounts</u>					
Administration Scholarship	007-9003	\$ 1,539.07	0.92%	\$ 812.53	\$ 7.46
Dennis Jeffery Scholarship	007-9006	\$ 121.15	0.07%	\$ 812.53	\$ 0.59
Audrey Aileen Kite Scholarship	007-9007	\$ 137,060.11	81.75%	\$ 812.53	\$ 664.21
Jarod Bennett Scholarship	007-9009	\$ 601.48	0.36%	\$ 812.53	\$ 2.91
Donald L. Palmer Scholarship	007-9013	\$ 8,323.31	4.96%	\$ 812.53	\$ 40.34
Diversity/Achievement Scholarship	007-9017	\$ 543.11	0.32%	\$ 812.53	\$ 2.63
Gloria Taylor Memorial Scholarship	007-9019	\$ 11,896.48	7.10%	\$ 812.53	\$ 57.65
Molly McCool Scholarship	007-9100	\$ 239.79	0.14%	\$ 812.53	\$ 1.16
Dominos/Satchell Scholarship	007-9101	\$ 7,341.56	4.38%	\$ 812.53	\$ 35.58
		<u>\$ 167,666.06</u>	<u>100.00%</u>		<u>\$ 812.53</u>
<u>Non-Expendable Trust Accounts</u>					
Louisa Wright Scholarship	008-0000	\$ 15,610.61	12.16%	\$ 611.34	\$ 74.35
Michael Rourke Scholarship	008-9001	\$ 3,642.34	2.84%	\$ 611.34	\$ 17.35
Friends of Academics	008-9002	\$ 102,876.31	80.15%	\$ 611.34	\$ 489.97
Ron Lefebber Scholarship	008-9004	\$ 6,230.30	4.85%	\$ 611.34	\$ 29.67
		<u>\$ 128,359.56</u>	<u>100.00%</u>		<u>\$ 611.34</u>
Bond Retirement Fund	002	\$ 9,765,666.67			\$ 665.05
PI Fund	003-9099	\$ 2,787,688.20			\$ 2,594.22
		<u>\$ 46,595,892.03</u>			<u>\$ 3,259.27</u>
				Grand Total Interest	<u>\$ 129,894.60</u>